

# COVID-19 Emergency Response and Recovery & Resiliency Plan



---

Financial Report  
August 2023

Prepared by the Finance Department

# COVID-19 Recovery & Resiliency Plan

## August 2023 Financial Report

### TABLE OF CONTENTS

<u>Title</u>	<u>Page</u>
Summary of Revenues & Expenses	1
Emergency Response	2
Health Implementation Plan	3
Recovery & Resiliency Plan	4
Other Programs	5
Variance Explanations	6
Spending Plans	7 - 11

All financial data is from the City's financial management system. This is an unaudited financial report.

# COVID-19 Emergency Response and Recovery & Resiliency Plan

August 2023 Financial Report

City of San Antonio

	Revised Budget	Plan thru August	Actuals thru August	Variance	% Spent
<b>REVENUES BY FUNDING SOURCE</b>					
Coronavirus Relief Fund (CRF)	\$ 269,983,717	\$ 269,983,717	\$ 269,983,717	\$ -	100%
1 CRF Interest Earnings	1,569,311	1,569,311	1,940,094	370,783	124%
General Fund	138,386,082	138,386,082	138,386,082	-	100%
TIRZ	4,036,233	4,036,233	4,036,233	-	100%
San Antonio Housing Trust	6,000,000	6,000,000	6,000,000	-	100%
FEMA Reimbursement	17,879,832	17,879,832	17,879,832	-	100%
Bexar County Emergency Housing Agreement	14,617,196	14,617,196	14,615,872	(1,324)	100%
Other Federal Grants	277,455,067	256,313,141	256,194,525	(118,616)	92%
Donations	242,283	242,283	242,283	-	100%
<b>Total Resources</b>	<b>\$ 730,169,721</b>	<b>\$ 709,027,795</b>	<b>\$ 709,278,638</b>	<b>\$ 250,843</b>	<b>97%</b>
<b>EXPENSES BY PROGRAM</b>					
<b>Emergency Response</b>					
Eligible Payroll, Protective Equipment & Supplies	\$ 175,459,168	\$ 175,459,168	\$ 175,459,168	\$ -	100%
<b>Health Implementation Plan</b>					
Metro Health	\$ 27,704,411	\$ 27,704,411	\$ 27,704,411	\$ -	100%
Fire	5,332,360	5,332,360	5,332,360	-	100%
COVID-19 Vaccinations	38,208,104	26,859,834	26,644,783	215,051	70%
<b>Sub-total</b>	<b>\$ 71,244,875</b>	<b>\$ 59,896,605</b>	<b>\$ 59,681,554</b>	<b>\$ 215,051</b>	<b>84%</b>
<b>Recovery &amp; Resiliency</b>					
2 Workforce Development	\$ 50,009,380	\$ 49,727,497	\$ 48,264,602	\$ 1,462,895	97%
Housing Security EHAP Ph 1-4	166,539,718	166,539,421	166,538,972	449	100%
Housing Security (not including EHAP)	48,005,539	46,538,691	46,255,495	283,196	96%
Small Business	51,814,585	51,814,585	51,814,585	-	100%
Digital Inclusion	17,080,697	17,080,697	17,080,325	372	100%
<b>Sub-total</b>	<b>\$ 333,449,919</b>	<b>\$ 331,700,891</b>	<b>\$ 329,953,979</b>	<b>\$ 1,746,912</b>	<b>99%</b>
<b>Other CARES/CRRSA Programs</b>					
Airport	\$ 55,128,694	\$ 54,278,596	\$ 54,320,681	\$ (42,085)	99%
Child Care Services Program	41,984,856	41,984,856	41,984,856	-	100%
Public Safety	4,829,804	4,829,804	4,829,804	-	100%
Head Start and Early Head Start	3,898,164	3,898,164	3,898,164	-	100%
Senior Nutrition	1,323,050	1,323,050	1,323,050	-	100%
Health	19,505,666	14,713,740	14,139,389	574,351	72%
Other	291,526	291,526	291,526	-	100%
<b>Sub-total</b>	<b>\$ 126,961,760</b>	<b>\$ 121,319,736</b>	<b>\$ 120,787,470</b>	<b>\$ 532,266</b>	<b>95%</b>
<b>SA Forward (Transfer to General Fund)</b>	<b>\$ 15,413,545</b>	<b>\$ 15,413,545</b>	<b>\$ 15,413,545</b>	<b>\$ -</b>	<b>100%</b>
<b>Community Safety Programs (Transfer to General Fund)</b>	<b>\$ 3,509,476</b>	<b>\$ 3,509,476</b>	<b>\$ 3,509,476</b>	<b>\$ -</b>	<b>100%</b>
<b>Reserve for FEMA Reimbursement</b>	<b>\$ 4,130,978</b>	<b>\$ -</b>	<b>\$ -</b>	<b>\$ -</b>	<b>0%</b>
<b>Total Expenditures</b>	<b>\$ 730,169,721</b>	<b>\$ 707,299,421</b>	<b>\$ 704,805,192</b>	<b>\$ 2,494,229</b>	<b>97%</b>

# COVID-19 Emergency Response and Recovery & Resiliency Plan

August 2023 Financial Report

City of San Antonio

	Revised Budget	Plan thru August	Actuals thru August	Variance	% Spent
--	----------------	------------------	---------------------	----------	---------

## EMERGENCY RESPONSE

<b>Eligible Payroll</b>					
Fire Payroll	\$ 143,403,064	\$ 143,403,064	\$ 143,403,064	\$ -	100%
Health Payroll	3,633,560	3,633,560	3,633,560	-	100%
Police Payroll	2,419,263	2,419,263	2,419,263	-	100%
All Other Departments	12,424,775	12,424,775	12,424,775	-	100%
<b>City PPE &amp; Supplies</b>	9,830,521	9,830,521	9,830,521	-	100%
<b>EOC Operations &amp; Isolation Units</b>	2,338,480	2,338,480	2,338,480	-	100%
<b>Solid Waste Excess Tonnage</b>	1,409,505	1,409,505	1,409,505	-	100%
<b>Total City Emergency Response</b>	<b>\$ 175,459,168</b>	<b>\$ 175,459,168</b>	<b>\$ 175,459,168</b>	<b>\$ -</b>	<b>100%</b>

# COVID-19 Emergency Response and Recovery & Resiliency Plan

August 2023 Financial Report

City of San Antonio

	Revised Budget	Plan thru August	Actuals thru August	Variance	% Spent
<b>HEALTH IMPLEMENTATION PLAN</b>					
<b>Metro Health Department</b>					
COVID-19 Project Management	\$ 4,633,772	\$ 4,633,772	\$ 4,633,772	\$ -	100%
COVID-19 Testing Task Force	9,177,603	9,177,603	9,177,603	-	100%
COVID-19 Main COVID Hotline	62,411	62,411	62,411	-	100%
COVID-19 Media Relations & Communication	2,339,604	2,339,604	2,339,604	-	100%
COVID-19 Community Health & Prevention	403,092	403,092	403,092	-	100%
COVID-19 Data Management	603,093	603,093	603,093	-	100%
COVID-19 COVID Case Investigation Team	8,152,169	8,152,169	8,152,169	-	100%
COVID-19 Contact Tracing	789,332	789,332	789,332	-	100%
COVID-19 Congregate Settings	807,438	807,438	807,438	-	100%
COVID-19 Provider Hotline	47,624	47,624	47,624	-	100%
COVID-19 Provider Relations & Epi Hotline	105,839	105,839	105,839	-	100%
COVID-19 PHEP Support	138,129	138,129	138,129	-	100%
COVID-19 Research	434,128	434,128	434,128	-	100%
COVID-19 Mass Vaccination Clinic	10,177	10,177	10,177	-	100%
<b>Total</b>	<b>\$ 27,704,411</b>	<b>\$ 27,704,411</b>	<b>\$ 27,704,411</b>	<b>\$ -</b>	<b>100%</b>

<b>HEALTH IMPLEMENTATION PLAN</b>					
<b>Fire Department</b>					
Decontamination Equipment	\$ 76,880	\$ 76,880	\$ 76,880	\$ -	100%
Fire & EMS Vehicle Equipment	300,853	300,853	300,853	-	100%
MIH Equipment	300,051	300,051	300,051	-	100%
MIH Medications	1,087	1,087	1,087	-	100%
Protective Personnel Equipment	301,305	301,305	301,305	-	100%
SAFD First Responder Payroll	3,737,838	3,737,838	3,737,838	-	100%
Testing Mobile Unit	614,346	614,346	614,346	-	100%
<b>Total</b>	<b>\$ 5,332,360</b>	<b>\$ 5,332,360</b>	<b>\$ 5,332,360</b>	<b>\$ -</b>	<b>100%</b>

<b>COVID-19 VACCINATION PLAN</b>					
<b>Fire &amp; Metro Health Department</b>					
COVID-19 Mass Vaccinations	\$ 11,020,835	\$ 11,020,835	\$ 11,020,835	\$ -	100%
Mobile Vaccinations	25,798,571	14,450,301	14,235,250	215,051	55%
Homebound Vaccinations	1,388,698	1,388,698	1,388,698	-	100%
<b>Total</b>	<b>\$ 38,208,104</b>	<b>\$ 26,859,834</b>	<b>\$ 26,644,783</b>	<b>\$ 215,051</b>	<b>70%</b>

<b>SA Forward</b>					
<b>Metro Health Department</b>					
City Tower 5th Floor Build Out	\$ 5,897,583	\$ 5,897,583	\$ 5,897,583	\$ -	100%
SA Forward Year 1 (Transfer to General Fund)	1,624,910	1,624,910	1,624,910	-	100%
SA Forward (Transfer to General Fund)	7,891,052	7,891,052	7,891,052	-	100%
<b>Total</b>	<b>\$ 15,413,545</b>	<b>\$ 15,413,545</b>	<b>\$ 15,413,545</b>	<b>\$ -</b>	<b>100%</b>

# COVID-19 Emergency Response and Recovery & Resiliency Plan

## August 2023 Financial Report

City of San Antonio

	Revised Budget	Plan thru August	Actuals thru August	Variance	% Spent
--	----------------	------------------	---------------------	----------	---------

### WORKFORCE DEVELOPMENT

WF Dev Training & Development	\$ 49,808,736	\$ 49,526,853	\$ 48,063,958	\$ 1,462,895	96%
WF Dev Childcare	200,644	200,644	200,644	-	100%
<b>Total</b>	<b>\$ 50,009,380</b>	<b>\$ 49,727,497</b>	<b>\$ 48,264,602</b>	<b>\$ 1,462,895</b>	<b>97%</b>

### HOUSING SECURITY

Housing Sec Domestic Violence	\$ 2,467,318	\$ 2,467,318	\$ 2,467,318	\$ -	100%
Housing Sec Fam Ind Initiative	3,967,514	3,967,514	3,967,514	-	100%
Housing Sec Fin Recovery Hub	3,518,587	3,518,587	3,518,587	-	100%
Housing Sec D2D Engagement	117,745	117,745	117,745	-	100%
Housing Sec Homeless Shelter	35,974,215	34,507,367	34,224,171	283,196	95%
Housing Sec COVID Migrant Operation	13,198	13,198	13,198	-	100%
Emergency Housing Assistance (Ph1 to 4)	166,539,718	166,539,421	166,538,972	449	100%
Housing Sec Rec Resource Center	187,563	187,563	187,563	-	100%
Housing Sec Right to Counsel	747,620	747,620	747,620	-	100%
Housing Sec Utility Assistance	411,779	411,779	411,779	-	100%
Housing Sec TX Eviction Diversion Program	600,000	600,000	600,000	-	100%
<b>Total</b>	<b>\$ 214,545,257</b>	<b>\$ 213,078,112</b>	<b>\$ 212,794,467</b>	<b>\$ 283,645</b>	<b>99%</b>

### SMALL BUSINESS

Small Biz Microbiz Support	\$ 32,000,000	\$ 32,000,000	\$ 32,000,000	\$ -	100%
Small Biz Hospitality Grants	13,936,743	13,936,743	13,936,743	-	100%
Small Biz D2D Engagement	922,958	922,958	922,958	-	100%
Small Biz Prot Equip & Sanitizer	1,927,811	1,927,811	1,927,811	-	100%
Small Biz Fin Recovery Hub	200,000	200,000	200,000	-	100%
Small Biz Job Training	220,915	220,915	220,915	-	100%
Small Biz Arts Support	2,606,158	2,606,158	2,606,158	-	100%
<b>Total</b>	<b>\$ 51,814,585</b>	<b>\$ 51,814,585</b>	<b>\$ 51,814,585</b>	<b>\$ -</b>	<b>100%</b>

### DIGITAL INCLUSION

Dig Inc Core Inf & Fiber Connections	\$ 743,456	\$ 743,456	\$ 743,456	\$ -	100%
Dig Inc Network Access & Wireless Mesh	12,725,067	12,725,067	12,724,800	267	100%
Dig Inc Student Home Connection	3,338,802	3,338,802	3,338,697	105	100%
Dig Inc Recovery Portal	273,372	273,372	273,372	-	100%
<b>Total</b>	<b>\$ 17,080,697</b>	<b>\$ 17,080,697</b>	<b>\$ 17,080,325</b>	<b>\$ 372</b>	<b>100%</b>

# COVID-19 Emergency Response and Recovery & Resiliency Plan

August 2023 Financial Report

City of San Antonio

	Revised Budget	Plan thru August	Actuals thru August	Variance	% Spent
--	----------------	------------------	---------------------	----------	---------

## AIRPORT

CARES Act Airports - Operating	\$ 39,708,109	\$ 39,708,109	\$ 39,708,109	\$ -	100%
CARES Act Airports - Capital	4,165,607	3,345,509	3,387,594	(42,085)	81%
CARES Act Airports - Stinson	30,000	-	-	-	0%
CRRSA Aviation - Operating	10,092,025	10,092,025	10,092,025	-	100%
CRRSA Aviation - Stinson	57,162	57,162	57,162	-	100%
CRRSA Aviation - Concessions	1,075,791	1,075,791	1,075,791	-	100%
<b>Total</b>	<b>\$ 55,128,694</b>	<b>\$ 54,278,596</b>	<b>\$ 54,320,681</b>	<b>\$ (42,085)</b>	<b>99%</b>

## CHILD CARE AND DEVELOPMENT BLOCK GRANT

Child Care and Development Block Grant 2021	\$ 27,326,312	\$ 27,326,312	\$ 27,326,312	\$ -	100%
Child Care and Development Block Grant 2022	14,658,544	14,658,544	14,658,544	-	100%
<b>Total</b>	<b>\$ 41,984,856</b>	<b>\$ 41,984,856</b>	<b>\$ 41,984,856</b>	<b>\$ -</b>	<b>100%</b>

## PUBLIC SAFETY

Public Safety - Byrne JAG	\$ 1,646,249	\$ 1,646,249	\$ 1,646,249	\$ -	100%
EMS - Relief Fund for Healthcare Providers	148,707	148,707	148,707	-	100%
Coronavirus Emergency Supplemental Funding Program	2,688,293	2,688,293	2,688,293	-	100%
Assistance to Firefighters - COVID-19 Supplemental	346,555	346,555	346,555	-	100%
<b>Total</b>	<b>\$ 4,829,804</b>	<b>\$ 4,829,804</b>	<b>\$ 4,829,804</b>	<b>\$ -</b>	<b>100%</b>

## HEAD START & EARLY HEAD START

Head Start 20-21 COVID-19	\$ 2,050,788	\$ 2,050,788	\$ 2,050,788	\$ -	100%
Head Start 21-23 COVID-19	951,895	951,895	951,895	-	100%
Head Start 22-23 COVID-19 Carryforward	590,027	590,027	590,027	-	100%
Early Head Start-CCP 19-20 COVID-19	189,822	189,822	189,822	-	100%
Early Head Start 22-23 COVID-19 Carryforward	19,813	19,813	19,813	-	100%
Early Head Start 20-21	95,819	95,819	95,819	-	100%
<b>Total</b>	<b>\$ 3,898,164</b>	<b>\$ 3,898,164</b>	<b>\$ 3,898,164</b>	<b>\$ -</b>	<b>100%</b>

## SENIOR NUTRITION GRANT

FFCRA Senior Nutrition 19-20	\$ 437,055	\$ 437,055	\$ 437,055	\$ -	100%
Senior Nutrition Program-CARES	885,995	885,995	885,995	-	100%
<b>Total</b>	<b>\$ 1,323,050</b>	<b>\$ 1,323,050</b>	<b>\$ 1,323,050</b>	<b>\$ -</b>	<b>100%</b>

## HEALTH GRANTS

Health COVID-19 Epi & Laboratory Grant	\$ 4,276,776	\$ 3,058,501	\$ 2,867,182	\$ 191,319	67%
Health COVID-19 Immunization Grant	617,269	617,269	616,335	934	100%
Health COVID-19 Immunization Grant	929,009	929,009	902,417	26,592	97%
Community Health Workers HUB	6,980,872	4,352,900	4,221,345	131,555	60%
COVID-19 Health Literacy	3,999,933	3,123,133	2,983,023	140,110	75%
FEMA - Testing	293,303	293,303	293,303	-	100%
Racial and Ethnic Approaches to Community Health (REACH)	193,825	193,825	193,825	-	100%
REACH Supplemental	1,088,682	1,019,803	935,962	83,841	86%
FEMA - Regional Infusion Center	1,125,997	1,125,997	1,125,997	-	100%
<b>Total</b>	<b>\$ 19,505,666</b>	<b>\$ 14,713,740</b>	<b>\$ 14,139,389</b>	<b>\$ 574,351</b>	<b>72%</b>

## OTHER GRANTS

FY 2020 CSBG Program Supplemental	\$ 105,026	\$ 105,026	\$ 105,026	\$ -	100%
Other - Texas State Library Archives	50,000	50,000	50,000	-	100%
Other - Cities for Financial Empowerment	80,000	80,000	80,000	-	100%
Other - San Antonio Area Foundation COVID Grant	50,000	50,000	50,000	-	100%
Other - Humanities Texas Relief Grant	5,000	5,000	5,000	-	100%
Other - SABCC Donation to COVID-19 Response	1,500	1,500	1,500	-	100%
<b>Total</b>	<b>\$ 291,526</b>	<b>\$ 291,526</b>	<b>\$ 291,526</b>	<b>\$ -</b>	<b>100%</b>

# COVID-19 Emergency Response and Recovery & Resiliency Plan

August 2023 Financial Report

City of San Antonio

## Variance Explanations

- 1 The favorable variance is due to additional interest earned from January through August 2023.
- 2 Favorable variance is due to Workforce Development programs having fewer participants than projected. A total of 5,519 participants have enrolled, 3,920 participants have completed training, and 2,439 participants have received a job. 101 participants received child care subsidies.

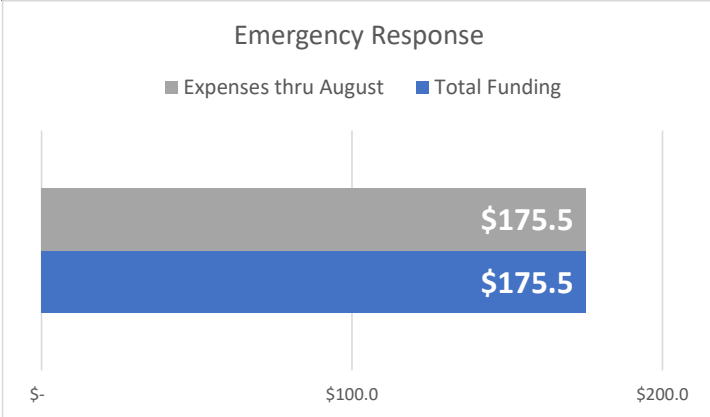


# COVID-19 Emergency Response and Recovery & Resiliency Plan

## Spending Plan by Program

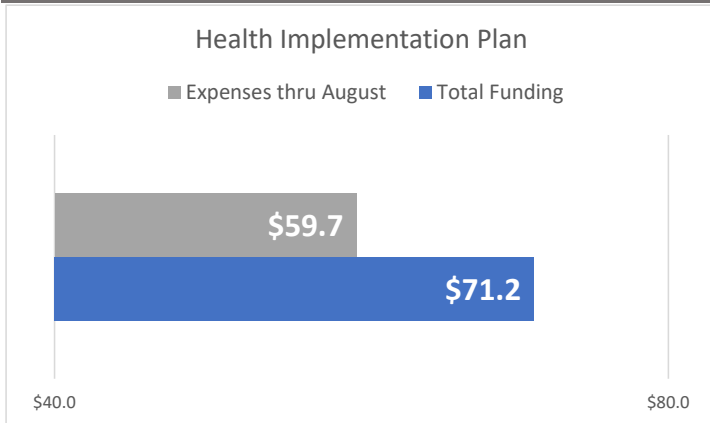
City of San Antonio

### Emergency Response



**Program Complete**

### Health Implementation Plan



**Months Remaining to Spend \$11.6 Million**

**22\* Months**

\*Vaccine Grant through June 2025

### Recovery & Resiliency Plan - Workforce Development



**Months Remaining to Spend \$1.7 Million**

**1\* Month**

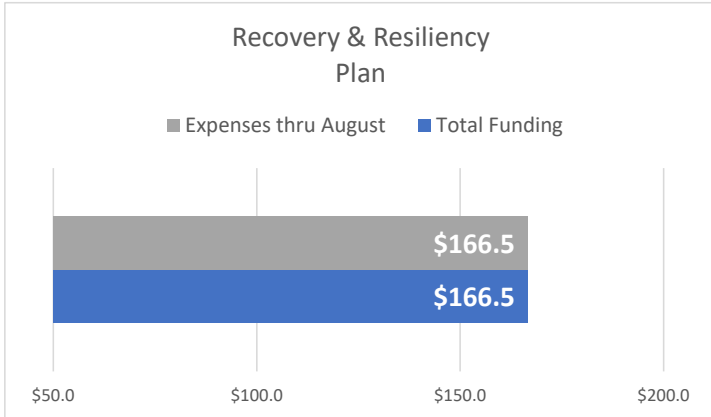
\*Remaining contract with Project QUEST is active though September 2023

# COVID-19 Emergency Response and Recovery & Resiliency Plan

## Spending Plan by Program

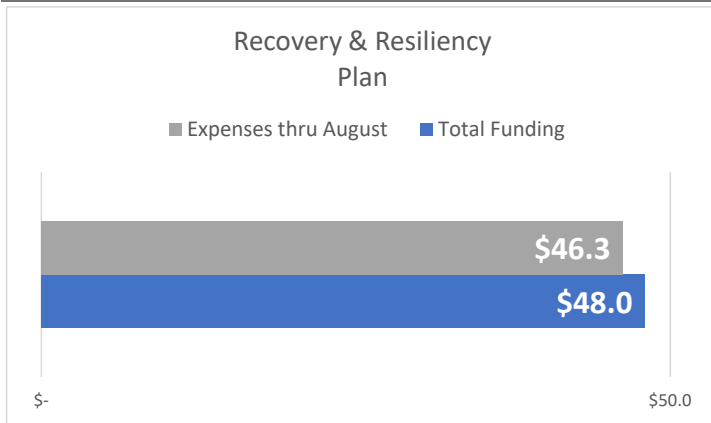
City of San Antonio

### Recovery & Resiliency Plan - Housing Security EHAP Ph 1-4



**Program Complete**

### Recovery & Resiliency Plan - Housing Security

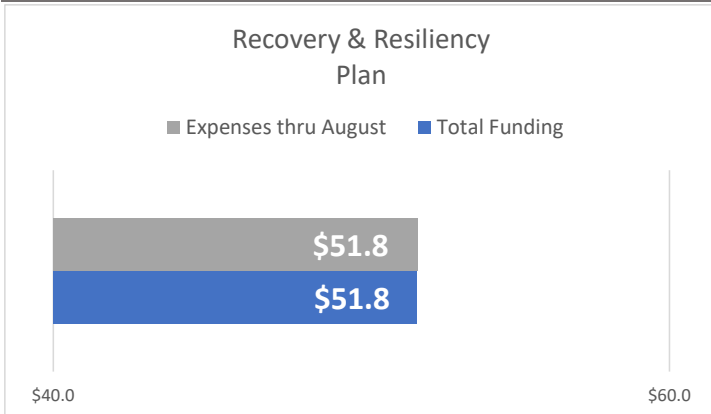


**Months Remaining to Spend \$1.8 Million**

**1\* Month**

\*Homeless Sheltering is covered through September 2023

### Recovery & Resiliency Plan - Small Business



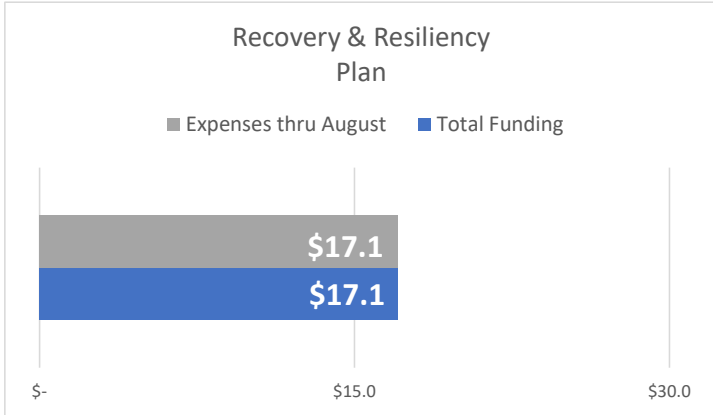
**Program Complete**

# COVID-19 Emergency Response and Recovery & Resiliency Plan

## Spending Plan by Program

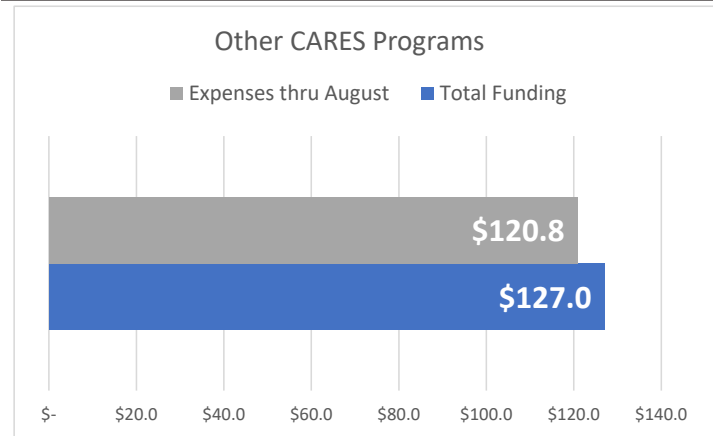
City of San Antonio

### Recovery & Resiliency Plan - Digital Inclusion



**Program Complete**

### Other CARES Programs



**Months Remaining to Spend \$6.2 Million**

**11\* Months**

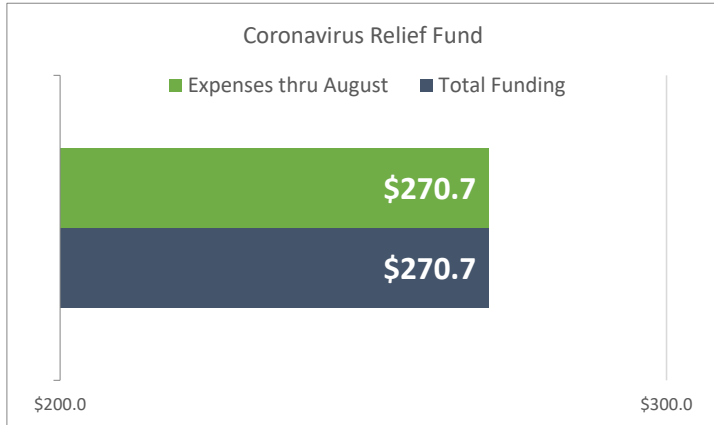
\* Varies by grant: Health COVID-19 Epi & Laboratory Grant through July 2024

# COVID-19 Emergency Response and Recovery & Resiliency Plan

## Spending Plans by Funding Source

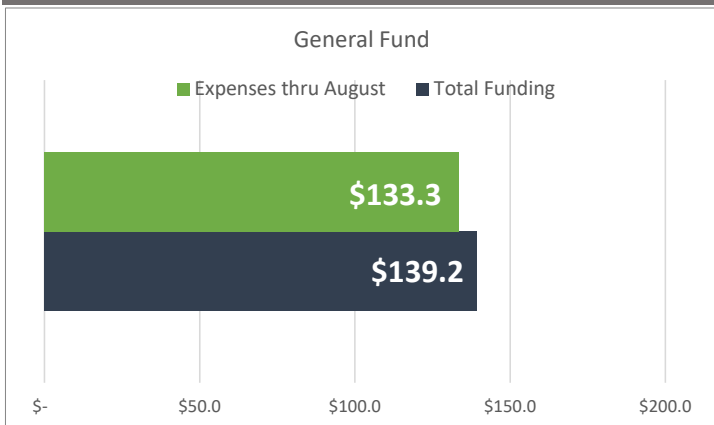
City of San Antonio

### Coronavirus Relief Fund - \$ in Millions



**Program Complete**

### General Fund



**Months Remaining to Spend \$5.9 Million**

**1\* Month**

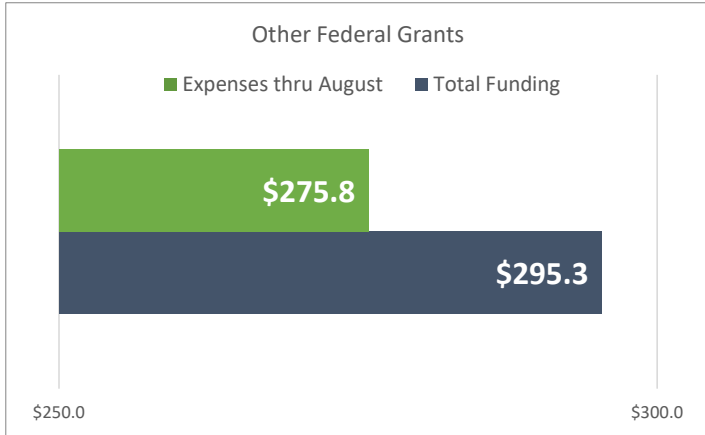
\*Workforce Development remaining contract with Project QUEST is active through September 2023

# COVID-19 Emergency Response and Recovery & Resiliency Plan

## Spending Plans by Funding Source

City of San Antonio

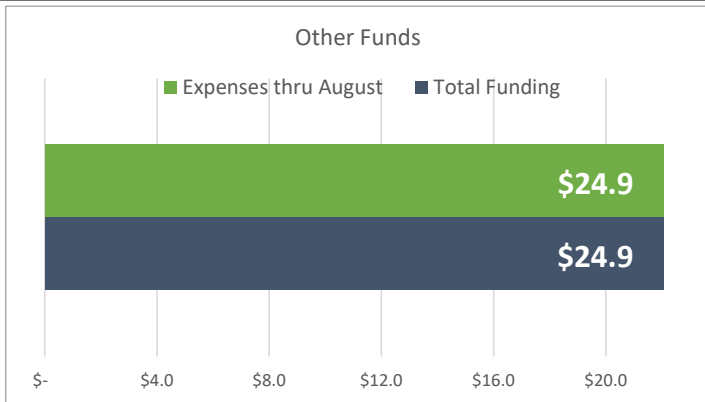
### Other Federal Grants



Months Remaining to Spend \$19.5 Million

**13\* Months**

### Public Safety Grants



**Program Complete**