

COVID-19 Emergency Response and Recovery & Resiliency Plan



Financial Report
September 2023

Prepared by the Finance Department

COVID-19 Recovery & Resiliency Plan

September 2023 Financial Report

TABLE OF CONTENTS

<u>Title</u>	<u>Page</u>
Summary of Revenues & Expenses	1
Emergency Response	2
Health Implementation Plan	3
Recovery & Resiliency Plan	4
Other Programs	5
Variance Explanations	6
Spending Plans	7 - 11

All financial data is from the City's financial management system. This is an unaudited financial report.

COVID-19 Emergency Response and Recovery & Resiliency Plan

September 2023 Financial Report

City of San Antonio

	Revised Budget	Plan thru September	Actuals thru September	Variance	% Spent
REVENUES BY FUNDING SOURCE					
Coronavirus Relief Fund (CRF)	\$ 269,983,717	\$ 269,983,717	\$ 269,983,717	\$ -	100%
1 CRF Interest Earnings	1,569,311	1,569,311	1,973,485	404,174	126%
General Fund	138,386,082	138,386,082	138,386,082	-	100%
TIRZ	4,036,233	4,036,233	4,036,233	-	100%
San Antonio Housing Trust	6,000,000	6,000,000	6,000,000	-	100%
FEMA Reimbursement	17,879,832	17,879,832	17,879,832	-	100%
Bexar County Emergency Housing Agreement	14,617,196	14,617,196	14,617,196	-	100%
Other Federal Grants	277,453,607	257,965,952	259,669,935	1,703,983	94%
Donations	242,283	242,283	242,283	-	100%
Total Resources	\$ 730,168,261	\$ 710,680,606	\$ 712,788,763	\$ 2,108,157	98%
EXPENSES BY PROGRAM					
Emergency Response					
Eligible Payroll, Protective Equipment & Supplies	\$ 175,459,168	\$ 175,459,168	\$ 175,459,168	\$ -	100%
Health Implementation Plan					
Metro Health	\$ 27,704,411	\$ 27,704,411	\$ 27,704,411	\$ -	100%
Fire	5,332,360	5,332,360	5,332,360	-	100%
COVID-19 Vaccinations	38,208,104	28,222,948	27,356,852	866,096	72%
Sub-total	\$ 71,244,875	\$ 61,259,719	\$ 60,393,623	\$ 866,096	85%
Recovery & Resiliency					
2 Workforce Development	\$ 50,009,380	\$ 49,830,551	\$ 48,264,602	\$ 1,565,949	97%
Housing Security EHAP Ph 1-4	166,538,258	166,538,258	166,538,258	-	100%
Housing Security (not including EHAP)	48,005,539	47,279,097	46,612,730	666,367	97%
Small Business	51,814,585	51,814,585	51,814,585	-	100%
Digital Inclusion	17,080,697	17,080,697	17,080,325	372	100%
Sub-total	\$ 333,448,459	\$ 332,543,188	\$ 330,310,500	\$ 2,232,688	99%
Other CARES/CRRSA Programs					
Airport	\$ 55,128,694	\$ 54,358,596	\$ 54,350,681	\$ 7,915	99%
Child Care Services Program	41,984,856	41,984,856	41,984,856	-	100%
Public Safety	4,829,804	4,829,804	4,829,804	-	100%
Head Start and Early Head Start	3,898,164	3,898,164	3,898,164	-	100%
Senior Nutrition	1,323,050	1,323,050	1,323,050	-	100%
Health	19,505,666	16,089,162	15,371,181	717,981	79%
Other	291,526	291,526	291,526	-	100%
Sub-total	\$ 126,961,760	\$ 122,775,158	\$ 122,049,262	\$ 725,896	96%
SA Forward (Transfer to General Fund)	\$ 15,413,545	\$ 15,413,545	\$ 15,413,545	\$ -	100%
Community Safety Programs (Transfer to General Fund)	\$ 3,509,476	\$ 3,509,476	\$ 3,509,476	\$ -	100%
Reserve for FEMA Reimbursement	\$ 4,130,978	\$ -	\$ -	\$ -	0%
Total Expenditures	\$ 730,168,261	\$ 710,960,254	\$ 707,135,574	\$ 3,824,680	97%

COVID-19 Emergency Response and Recovery & Resiliency Plan

September 2023 Financial Report

City of San Antonio

	Revised Budget	Plan thru September	Actuals thru September	Variance	% Spent
--	----------------	---------------------	------------------------	----------	---------

EMERGENCY RESPONSE

Eligible Payroll					
Fire Payroll	\$ 143,403,064	\$ 143,403,064	\$ 143,403,064	\$ -	100%
Health Payroll	3,633,560	3,633,560	3,633,560	-	100%
Police Payroll	2,419,263	2,419,263	2,419,263	-	100%
All Other Departments	12,424,775	12,424,775	12,424,775	-	100%
City PPE & Supplies	9,830,521	9,830,521	9,830,521	-	100%
EOC Operations & Isolation Units	2,338,480	2,338,480	2,338,480	-	100%
Solid Waste Excess Tonnage	1,409,505	1,409,505	1,409,505	-	100%
Total City Emergency Response	\$ 175,459,168	\$ 175,459,168	\$ 175,459,168	\$ -	100%

COVID-19 Emergency Response and Recovery & Resiliency Plan

September 2023 Financial Report

City of San Antonio

	Revised Budget	Plan thru September	Actuals thru September	Variance	% Spent
HEALTH IMPLEMENTATION PLAN					
Metro Health Department					
COVID-19 Project Management	\$ 4,633,772	\$ 4,633,772	\$ 4,633,772	\$ -	100%
COVID-19 Testing Task Force	9,177,603	9,177,603	9,177,603	-	100%
COVID-19 Main COVID Hotline	62,411	62,411	62,411	-	100%
COVID-19 Media Relations & Communication	2,339,604	2,339,604	2,339,604	-	100%
COVID-19 Community Health & Prevention	403,092	403,092	403,092	-	100%
COVID-19 Data Management	603,093	603,093	603,093	-	100%
COVID-19 COVID Case Investigation Team	8,152,169	8,152,169	8,152,169	-	100%
COVID-19 Contact Tracing	789,332	789,332	789,332	-	100%
COVID-19 Congregate Settings	807,438	807,438	807,438	-	100%
COVID-19 Provider Hotline	47,624	47,624	47,624	-	100%
COVID-19 Provider Relations & Epi Hotline	105,839	105,839	105,839	-	100%
COVID-19 PHEP Support	138,129	138,129	138,129	-	100%
COVID-19 Research	434,128	434,128	434,128	-	100%
COVID-19 Mass Vaccination Clinic	10,177	10,177	10,177	-	100%
Total	\$ 27,704,411	\$ 27,704,411	\$ 27,704,411	\$ -	100%

HEALTH IMPLEMENTATION PLAN					
Fire Department					
Decontamination Equipment	\$ 76,880	\$ 76,880	\$ 76,880	\$ -	100%
Fire & EMS Vehicle Equipment	300,853	300,853	300,853	-	100%
MIH Equipment	300,051	300,051	300,051	-	100%
MIH Medications	1,087	1,087	1,087	-	100%
Protective Personnel Equipment	301,305	301,305	301,305	-	100%
SAFD First Responder Payroll	3,737,838	3,737,838	3,737,838	-	100%
Testing Mobile Unit	614,346	614,346	614,346	-	100%
Total	\$ 5,332,360	\$ 5,332,360	\$ 5,332,360	\$ -	100%

COVID-19 VACCINATION PLAN					
Fire & Metro Health Department					
COVID-19 Mass Vaccinations	\$ 11,020,835	\$ 11,020,835	\$ 11,020,835	\$ -	100%
Mobile Vaccinations	25,798,571	15,813,415	14,947,319	866,096	58%
Homebound Vaccinations	1,388,698	1,388,698	1,388,698	-	100%
Total	\$ 38,208,104	\$ 28,222,948	\$ 27,356,852	\$ 866,096	72%

SA Forward					
Metro Health Department					
City Tower 5th Floor Build Out	\$ 5,897,583	\$ 5,897,583	\$ 5,897,583	\$ -	100%
SA Forward Year 1 (Transfer to General Fund)	1,624,910	1,624,910	1,624,910	-	100%
SA Forward (Transfer to General Fund)	7,891,052	7,891,052	7,891,052	-	100%
Total	\$ 15,413,545	\$ 15,413,545	\$ 15,413,545	\$ -	100%

COVID-19 Emergency Response and Recovery & Resiliency Plan

September 2023 Financial Report

City of San Antonio

	Revised Budget	Plan thru September	Actuals thru September	Variance	% Spent
--	----------------	---------------------	------------------------	----------	---------

WORKFORCE DEVELOPMENT

WF Dev Training & Development	\$ 49,808,736	\$ 49,629,907	\$ 48,063,958	\$ 1,565,949	96%
WF Dev Childcare	200,644	200,644	200,644	-	100%
Total	\$ 50,009,380	\$ 49,830,551	\$ 48,264,602	\$ 1,565,949	97%

HOUSING SECURITY

Housing Sec Domestic Violence	\$ 2,467,318	\$ 2,467,318	\$ 2,467,318	\$ -	100%
Housing Sec Fam Ind Initiative	3,967,514	3,967,514	3,967,514	-	100%
Housing Sec Fin Recovery Hub	3,518,587	3,518,587	3,518,587	-	100%
Housing Sec D2D Engagement	117,745	117,745	117,745	-	100%
Housing Sec Homeless Shelter	35,974,215	35,247,773	34,581,406	666,367	96%
Housing Sec COVID Migrant Operation	13,198	13,198	13,198	-	100%
Emergency Housing Assistance (Ph1 to 4)	166,538,258	166,538,258	166,538,258	-	100%
Housing Sec Rec Resource Center	187,563	187,563	187,563	-	100%
Housing Sec Right to Counsel	747,620	747,620	747,620	-	100%
Housing Sec Utility Assistance	411,779	411,779	411,779	-	100%
Housing Sec TX Eviction Diversion Program	600,000	600,000	600,000	-	100%
Total	\$ 214,543,797	\$ 213,817,355	\$ 213,150,988	\$ 666,367	99%

SMALL BUSINESS

Small Biz Microbiz Support	\$ 32,000,000	\$ 32,000,000	\$ 32,000,000	\$ -	100%
Small Biz Hospitality Grants	13,936,743	13,936,743	13,936,743	-	100%
Small Biz D2D Engagement	922,958	922,958	922,958	-	100%
Small Biz Prot Equip & Sanitizer	1,927,811	1,927,811	1,927,811	-	100%
Small Biz Fin Recovery Hub	200,000	200,000	200,000	-	100%
Small Biz Job Training	220,915	220,915	220,915	-	100%
Small Biz Arts Support	2,606,158	2,606,158	2,606,158	-	100%
Total	\$ 51,814,585	\$ 51,814,585	\$ 51,814,585	\$ -	100%

DIGITAL INCLUSION

Dig Inc Core Inf & Fiber Connections	\$ 743,456	\$ 743,456	\$ 743,456	\$ -	100%
Dig Inc Network Access & Wireless Mesh	12,725,067	12,725,067	12,724,800	267	100%
Dig Inc Student Home Connection	3,338,802	3,338,802	3,338,697	105	100%
Dig Inc Recovery Portal	273,372	273,372	273,372	-	100%
Total	\$ 17,080,697	\$ 17,080,697	\$ 17,080,325	\$ 372	100%

COVID-19 Emergency Response and Recovery & Resiliency Plan

September 2023 Financial Report

City of San Antonio

	Revised Budget	Plan thru September	Actuals thru September	Variance	% Spent
--	----------------	---------------------	------------------------	----------	---------

AIRPORT

CARES Act Airports - Operating	\$ 39,708,109	\$ 39,708,109	\$ 39,708,109	\$ -	100%
CARES Act Airports - Capital	4,165,607	3,395,509	3,387,594	7,915	81%
CARES Act Airports - Stinson	30,000	30,000	30,000	-	100%
CRRSA Aviation - Operating	10,092,025	10,092,025	10,092,025	-	100%
CRRSA Aviation - Stinson	57,162	57,162	57,162	-	100%
CRRSA Aviation - Concessions	1,075,791	1,075,791	1,075,791	-	100%
Total	\$ 55,128,694	\$ 54,358,596	\$ 54,350,681	\$ 7,915	99%

CHILD CARE AND DEVELOPMENT BLOCK GRANT

Child Care and Development Block Grant 2021	\$ 27,326,312	\$ 27,326,312	\$ 27,326,312	\$ -	100%
Child Care and Development Block Grant 2022	14,658,544	14,658,544	14,658,544	-	100%
Total	\$ 41,984,856	\$ 41,984,856	\$ 41,984,856	\$ -	100%

PUBLIC SAFETY

Public Safety - Byrne JAG	\$ 1,646,249	\$ 1,646,249	\$ 1,646,249	\$ -	100%
EMS - Relief Fund for Healthcare Providers	148,707	148,707	148,707	-	100%
Coronavirus Emergency Supplemental Funding Program	2,688,293	2,688,293	2,688,293	-	100%
Assistance to Firefighters - COVID-19 Supplemental	346,555	346,555	346,555	-	100%
Total	\$ 4,829,804	\$ 4,829,804	\$ 4,829,804	\$ -	100%

HEAD START & EARLY HEAD START

Head Start 20-21 COVID-19	\$ 2,050,788	\$ 2,050,788	\$ 2,050,788	\$ -	100%
Head Start 21-23 COVID-19	951,895	951,895	951,895	-	100%
Head Start 22-23 COVID-19 Carryforward	590,027	590,027	590,027	-	100%
Early Head Start-CCP 19-20 COVID-19	189,822	189,822	189,822	-	100%
Early Head Start 22-23 COVID-19 Carryforward	19,813	19,813	19,813	-	100%
Early Head Start 20-21	95,819	95,819	95,819	-	100%
Total	\$ 3,898,164	\$ 3,898,164	\$ 3,898,164	\$ -	100%

SENIOR NUTRITION GRANT

FFCRA Senior Nutrition 19-20	\$ 437,055	\$ 437,055	\$ 437,055	\$ -	100%
Senior Nutrition Program-CARES	885,995	885,995	885,995	-	100%
Total	\$ 1,323,050	\$ 1,323,050	\$ 1,323,050	\$ -	100%

HEALTH GRANTS

Health COVID-19 Epi & Laboratory Grant	\$ 4,276,776	\$ 3,184,416	\$ 3,042,769	\$ 141,647	71%
Health COVID-19 Immunization Grant	617,269	617,269	617,269	-	100%
Health COVID-19 Immunization Grant	929,009	929,009	929,009	-	100%
Community Health Workers HUB	6,980,872	4,979,128	4,792,446	186,682	69%
COVID-19 Health Literacy	3,999,933	3,694,933	3,308,978	385,955	83%
FEMA - Testing	293,303	293,303	293,303	-	100%
Racial and Ethnic Approaches to Community Health (REACH)	193,825	193,825	193,825	-	100%
REACH Supplemental	1,088,682	1,071,282	1,067,585	3,697	98%
FEMA - Regional Infusion Center	1,125,997	1,125,997	1,125,997	-	100%
Total	\$ 19,505,666	\$ 16,089,162	\$ 15,371,181	\$ 717,981	79%

OTHER GRANTS

FY 2020 CSBG Program Supplemental	\$ 105,026	\$ 105,026	\$ 105,026	\$ -	100%
Other - Texas State Library Archives	50,000	50,000	50,000	-	100%
Other - Cities for Financial Empowerment	80,000	80,000	80,000	-	100%
Other - San Antonio Area Foundation COVID Grant	50,000	50,000	50,000	-	100%
Other - Humanities Texas Relief Grant	5,000	5,000	5,000	-	100%
Other - SABCC Donation to COVID-19 Response	1,500	1,500	1,500	-	100%
Total	\$ 291,526	\$ 291,526	\$ 291,526	\$ -	100%

COVID-19 Emergency Response and Recovery & Resiliency Plan

September 2023 Financial Report

City of San Antonio

Variance Explanations

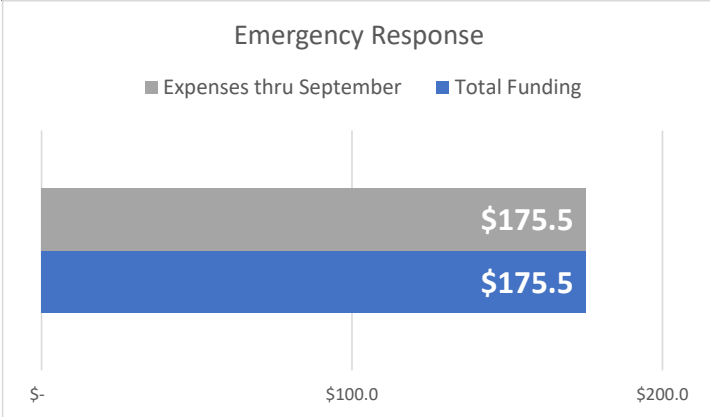
- 1 The favorable variance is due to additional interest earned from January through September 2023.
- 2 Favorable variance is due to Workforce Development programs having fewer participants than projected. A total of 5,519 participants have enrolled, 3,920 participants have completed training, and 2,439 participants have received a job. 101 participants received child care subsidies.

COVID-19 Emergency Response and Recovery & Resiliency Plan

Spending Plan by Program

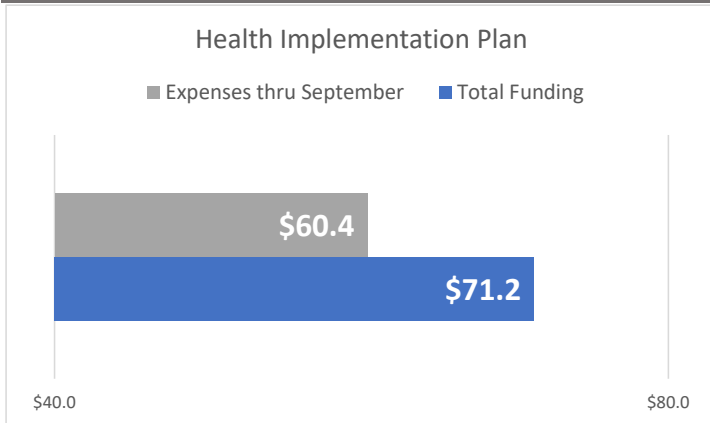
City of San Antonio

Emergency Response



Program Complete

Health Implementation Plan



Months Remaining to Spend \$10.9 Million

21* Months

*Vaccine Grant through June 2025

Recovery & Resiliency Plan - Workforce Development



Program in Closeout

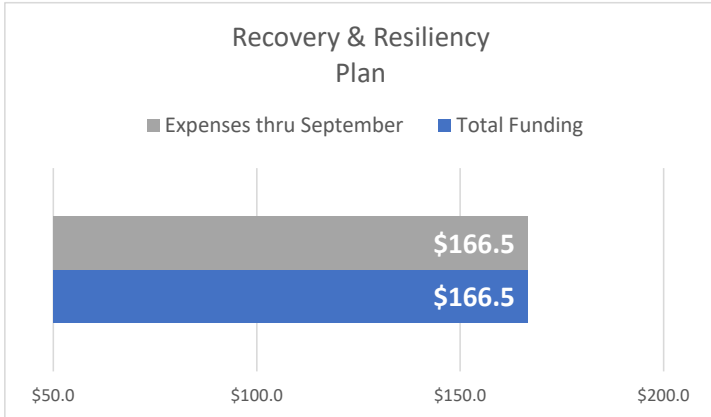
*Remaining contract with Project QUEST is active though September 2023

COVID-19 Emergency Response and Recovery & Resiliency Plan

Spending Plan by Program

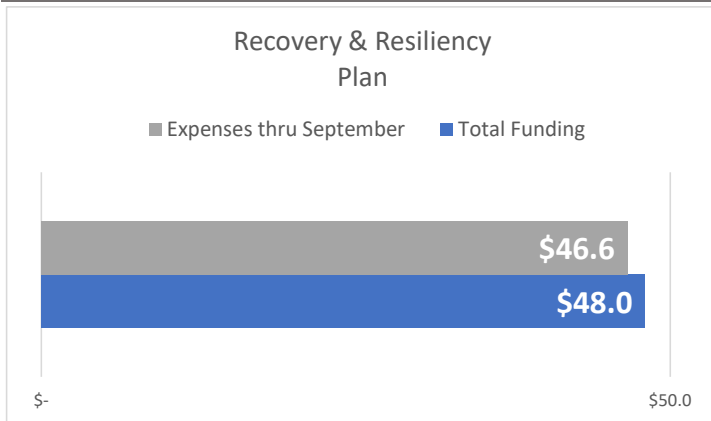
City of San Antonio

Recovery & Resiliency Plan - Housing Security EHAP Ph 1-4



Program Complete

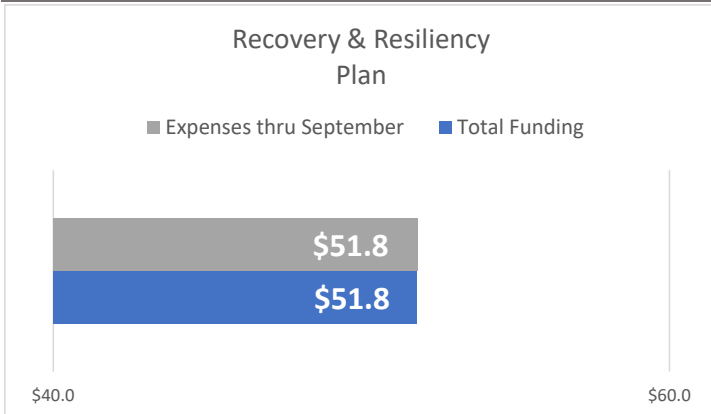
Recovery & Resiliency Plan - Housing Security



Program in Closeout

*Homeless Sheltering is covered through September 2023

Recovery & Resiliency Plan - Small Business



Program Complete

COVID-19 Emergency Response and Recovery & Resiliency Plan

Spending Plan by Program

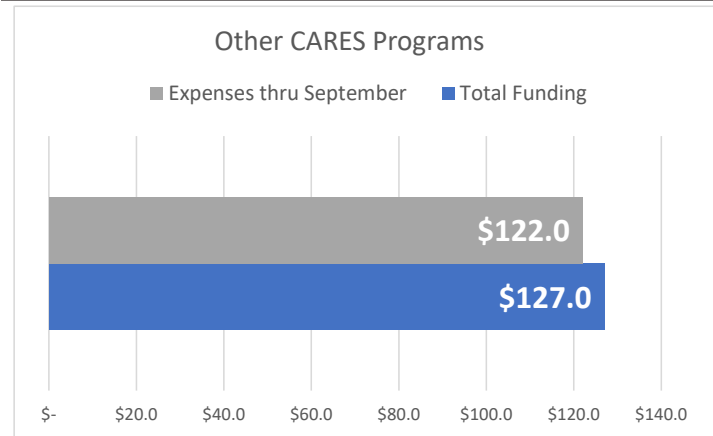
City of San Antonio

Recovery & Resiliency Plan - Digital Inclusion



Program Complete

Other CARES Programs



Months Remaining to Spend \$4.9 Million

10* Months

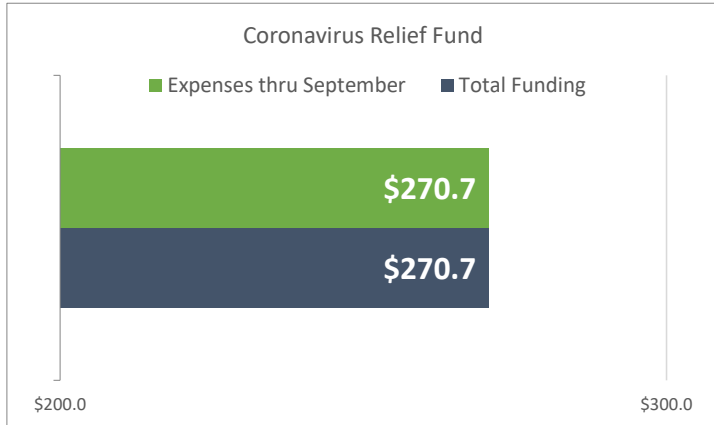
* Varies by grant: Health COVID-19 Epi & Laboratory Grant through July 2024

COVID-19 Emergency Response and Recovery & Resiliency Plan

Spending Plans by Funding Source

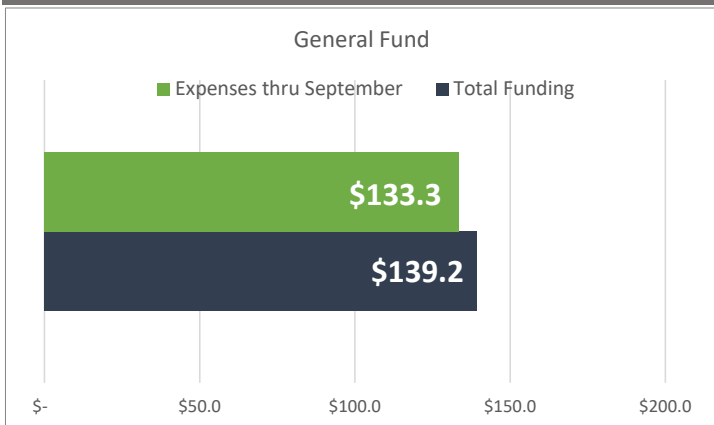
City of San Antonio

Coronavirus Relief Fund - \$ in Millions



Program Complete

General Fund



Program in Closeout

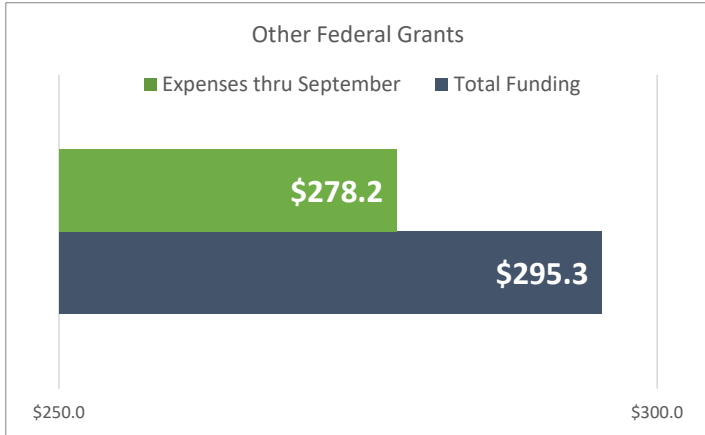
*Workforce Development remaining contract with Project QUEST is active through September 2023

COVID-19 Emergency Response and Recovery & Resiliency Plan

Spending Plans by Funding Source

City of San Antonio

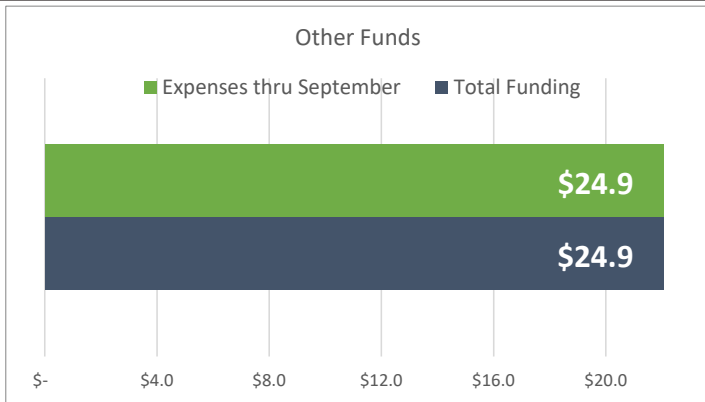
Other Federal Grants



Months Remaining to Spend \$17.2 Million

12* Months

Public Safety Grants



Program Complete