

COVID-19 Emergency Response and Recovery & Resiliency Plan



Financial Report
February 2023

Prepared by the Finance Department

COVID-19 Recovery & Resiliency Plan

February 2023 Financial Report

TABLE OF CONTENTS

<u>Title</u>	<u>Page</u>
Summary of Revenues & Expenses	1
Emergency Response	2
Health Implementation Plan	3
Recovery & Resiliency Plan	4
Other Programs	5
Variance Explanations	6
Spending Plans	7 - 11

All financial data is from the City's financial management system. This is an unaudited financial report.

COVID-19 Emergency Response and Recovery & Resiliency Plan

February 2023 Financial Report

City of San Antonio

	Revised Budget	Plan thru February	Actuals thru February	Variance	% Spent
REVENUES BY FUNDING SOURCE					
Coronavirus Relief Fund (CRF)	\$ 269,983,717	\$ 269,983,717	\$ 269,983,717	\$ -	100%
1 CRF Program Income	1,569,311	1,569,311	1,731,240	161,929	110%
General Fund	138,343,495	138,343,495	138,343,495	-	100%
TIRZ	4,036,233	4,036,233	4,036,233	-	100%
San Antonio Housing Trust	6,000,000	6,000,000	6,000,000	-	100%
2 FEMA Reimbursement	18,732,432	18,732,432	17,909,816	(822,616)	96%
Bexar County Emergency Housing Agreement	14,617,196	14,616,078	14,492,339	(123,739)	99%
Other Federal Grants	274,228,993	236,629,208	236,684,948	55,740	86%
Donations	242,283	242,283	242,283	-	100%
Total Resources	\$ 727,753,660	\$ 690,152,757	\$ 689,424,071	\$ (728,686)	95%
EXPENSES BY PROGRAM					
Emergency Response					
Eligible Payroll, Protective Equipment & Supplies	\$ 175,459,168	\$ 175,459,168	\$ 175,459,168	\$ -	100%
Health Implementation Plan					
Metro Health	\$ 27,704,411	\$ 27,704,411	\$ 27,704,411	\$ -	100%
Fire	5,332,360	5,332,360	5,332,360	-	100%
COVID-19 Vaccinations	37,718,468	23,508,738	23,460,171	48,567	62%
Sub-total	\$ 70,755,239	\$ 56,545,509	\$ 56,496,942	\$ 48,567	80%
Recovery & Resiliency					
Workforce Development	\$ 50,009,380	\$ 47,729,337	\$ 47,503,129	\$ 226,208	95%
Housing Security EHAP Ph 1-4	166,503,593	166,254,752	166,198,460	56,292	100%
Housing Security (not including EHAP)	47,333,661	43,934,035	43,986,051	(52,016)	93%
Small Business	51,814,585	51,814,585	51,814,585	-	100%
Digital Inclusion	17,080,697	17,080,697	17,080,697	-	100%
Sub-total	\$ 332,741,916	\$ 326,813,406	\$ 326,582,922	\$ 230,484	98%
Other CARES/CRRSA Programs					
Airport	\$ 55,128,694	\$ 46,206,028	\$ 46,223,742	\$ (17,714)	84%
Child Care Services Program	41,986,044	41,986,044	41,986,044	-	100%
3 Public Safety	5,515,136	5,515,136	4,829,804	685,332	88%
Head Start and Early Head Start	3,971,435	3,231,281	3,179,294	51,987	80%
Senior Nutrition	1,323,060	1,323,060	1,323,060	-	100%
4 Health	17,527,443	11,304,589	9,995,989	1,308,600	57%
Other	291,526	291,526	291,526	-	100%
Sub-total	\$ 125,743,338	\$ 109,857,664	\$ 107,829,459	\$ 2,028,205	86%
SA Forward (Transfer to General Fund)	\$ 15,413,545	\$ 15,413,545	\$ 15,413,545	\$ -	100%
Community Safety Programs (Transfer to General Fund)	\$ 3,509,476	\$ 3,509,476	\$ 3,509,476	\$ -	100%
Reserve for FEMA Reimbursement	\$ 4,130,978	\$ -	\$ -	\$ -	0%
Total Expenditures	\$ 727,753,660	\$ 687,598,768	\$ 685,291,512	\$ 2,307,256	94%

COVID-19 Emergency Response and Recovery & Resiliency Plan

February 2023 Financial Report

City of San Antonio

	Revised Budget	Plan thru February	Actuals thru February	Variance	% Spent
EMERGENCY RESPONSE					
Eligible Payroll					
Fire Payroll	\$ 143,403,064	\$ 143,403,064	\$ 143,403,064	\$ -	100%
Health Payroll	3,633,560	3,633,560	3,633,560	-	100%
Police Payroll	2,419,263	2,419,263	2,419,263	-	100%
All Other Departments	12,424,775	12,424,775	12,424,775	-	100%
City PPE & Supplies	9,830,521	9,830,521	9,830,521	-	100%
EOC Operations & Isolation Units	2,338,480	2,338,480	2,338,480	-	100%
Solid Waste Excess Tonnage	1,409,505	1,409,505	1,409,505	-	100%
Total City Emergency Response	\$ 175,459,168	\$ 175,459,168	\$ 175,459,168	\$ -	100%

COVID-19 Emergency Response and Recovery & Resiliency Plan

February 2023 Financial Report

City of San Antonio

	Revised Budget	Plan thru February	Actuals thru February	Variance	% Spent
--	----------------	--------------------	-----------------------	----------	---------

HEALTH IMPLEMENTATION PLAN

Metro Health Department

COVID-19 Project Management	\$ 4,633,772	\$ 4,633,772	\$ 4,633,772	\$ -	100%
COVID-19 Testing Task Force	9,177,603	9,177,603	9,177,603	-	100%
COVID-19 Main COVID Hotline	62,411	62,411	62,411	-	100%
COVID-19 Media Relations & Communication	2,339,604	2,339,604	2,339,604	-	100%
COVID-19 Community Health & Prevention	403,092	403,092	403,092	-	100%
COVID-19 Data Management	603,093	603,093	603,093	-	100%
COVID-19 COVID Case Investigation Team	8,152,169	8,152,169	8,152,169	-	100%
COVID-19 Contact Tracing	789,332	789,332	789,332	-	100%
COVID-19 Congregate Settings	807,438	807,438	807,438	-	100%
COVID-19 Provider Hotline	47,624	47,624	47,624	-	100%
COVID-19 Provider Relations & Epi Hotline	105,839	105,839	105,839	-	100%
COVID-19 PHEP Support	138,129	138,129	138,129	-	100%
COVID-19 Research	434,128	434,128	434,128	-	100%
COVID-19 Mass Vaccination Clinic	10,177	10,177	10,177	-	100%
Total	\$ 27,704,411	\$ 27,704,411	\$ 27,704,411	\$ -	100%

HEALTH IMPLEMENTATION PLAN

Fire Department

Decontamination Equipment	\$ 76,880	\$ 76,880	\$ 76,880	\$ -	100%
Fire & EMS Vehicle Equipment	300,853	300,853	300,853	-	100%
MIH Equipment	300,051	300,051	300,051	-	100%
MIH Medications	1,087	1,087	1,087	-	100%
Protective Personnel Equipment	301,305	301,305	301,305	-	100%
SAFD First Responder Payroll	3,737,838	3,737,838	3,737,838	-	100%
Testing Mobile Unit	614,346	614,346	614,346	-	100%
Total	\$ 5,332,360	\$ 5,332,360	\$ 5,332,360	\$ -	100%

COVID-19 VACCINATION PLAN

Fire & Metro Health Department

COVID-19 Mass Vaccinations	\$ 11,979,955	\$ 11,020,835	\$ 11,020,835	\$ -	92%
Mobile Vaccinations	24,315,569	11,099,205	11,050,638	48,567	45%
Homebound Vaccinations	1,422,944	1,388,698	1,388,698	-	98%
Total	\$ 37,718,468	\$ 23,508,738	\$ 23,460,171	\$ 48,567	62%

SA Forward

Metro Health Department

City Tower 5th Floor Build Out	\$ 5,897,583	\$ 5,897,583	\$ 5,897,583	\$ -	100%
SA Forward Year 1 (Transfer to General Fund)	1,624,910	1,624,910	1,624,910	-	100%
SA Forward (Transfer to General Fund)	7,891,052	7,891,052	7,891,052	-	100%
Total	\$ 15,413,545	\$ 15,413,545	\$ 15,413,545	\$ -	100%

COVID-19 Emergency Response and Recovery & Resiliency Plan

February 2023 Financial Report

City of San Antonio

	Revised Budget	Plan thru February	Actuals thru February	Variance	% Spent
--	----------------	--------------------	-----------------------	----------	---------

WORKFORCE DEVELOPMENT

WF Dev Training & Development	\$ 49,808,736	\$ 47,528,693	\$ 47,302,485	\$ 226,208	95%
WF Dev Childcare	200,644	200,644	200,644	-	100%
Total	\$ 50,009,380	\$ 47,729,337	\$ 47,503,129	\$ 226,208	95%

HOUSING SECURITY

Housing Sec Domestic Violence	\$ 2,467,318	\$ 2,467,318	\$ 2,467,318	\$ -	100%
Housing Sec Fam Ind Initiative	3,967,514	3,967,514	3,967,514	-	100%
Housing Sec Fin Recovery Hub	3,518,587	3,518,587	3,518,587	-	100%
Housing Sec D2D Engagement	117,745	117,745	117,745	-	100%
Housing Sec Homeless Shelter	35,302,337	32,096,836	32,074,398	22,438	91%
Housing Sec COVID Migrant Operation	13,198	13,198	13,198	-	100%
Emergency Housing Assistance (Ph1 to 4)	166,503,593	166,254,752	166,198,460	56,292	100%
Housing Sec Rec Resource Center	187,563	187,563	187,563	-	100%
Housing Sec Right to Counsel	747,620	553,495	627,949	(74,454)	84%
Housing Sec Utility Assistance	411,779	411,779	411,779	-	100%
Housing Sec TX Eviction Diversion Program	600,000	600,000	600,000	-	100%
Total	\$ 213,837,254	\$ 210,188,787	\$ 210,184,511	\$ 4,276	98%

SMALL BUSINESS

Small Biz Microbiz Support	\$ 32,000,000	\$ 32,000,000	\$ 32,000,000	\$ -	100%
Small Biz Hospitality Grants	13,936,743	13,936,743	13,936,743	-	100%
Small Biz D2D Engagement	922,958	922,958	922,958	-	100%
Small Biz Prot Equip & Sanitizer	1,927,811	1,927,811	1,927,811	-	100%
Small Biz Fin Recovery Hub	200,000	200,000	200,000	-	100%
Small Biz Job Training	220,915	220,915	220,915	-	100%
Small Biz Arts Support	2,606,158	2,606,158	2,606,158	-	100%
Total	\$ 51,814,585	\$ 51,814,585	\$ 51,814,585	\$ -	100%

DIGITAL INCLUSION

Dig Inc Core Inf & Fiber Connections	\$ 743,456	\$ 743,456	\$ 743,456	\$ -	100%
Dig Inc Network Access & Wireless Mesh	12,725,067	12,725,067	12,725,067	-	100%
Dig Inc Student Home Connection	3,338,802	3,338,802	3,338,802	-	100%
Dig Inc Recovery Portal	273,372	273,372	273,372	-	100%
Total	\$ 17,080,697	\$ 17,080,697	\$ 17,080,697	\$ -	100%

COVID-19 Emergency Response and Recovery & Resiliency Plan

February 2023 Financial Report

City of San Antonio

	Revised Budget	Plan thru February	Actuals thru February	Variance	% Spent
--	----------------	--------------------	-----------------------	----------	---------

AIRPORT

CARES Act Airports - Operating	\$ 39,708,109	\$ 31,791,520	\$ 31,803,255	\$ (11,735)	80%
CARES Act Airports - Capital	4,165,607	3,189,530	3,195,509	(5,979)	77%
CARES Act Airports - Stinson	30,000	-	-	-	0%
CRRSA Aviation - Operating	10,092,025	10,092,025	10,092,025	-	100%
CRRSA Aviation - Stinson	57,162	57,162	57,162	-	100%
CRRSA Aviation - Concessions	1,075,791	1,075,791	1,075,791	-	100%
Total	\$ 55,128,694	\$ 46,206,028	\$ 46,223,742	\$ (17,714)	84%

CHILD CARE AND DEVELOPMENT BLOCK GRANT

Child Care and Development Block Grant 2021	\$ 27,326,312	\$ 27,326,312	\$ 27,326,312	\$ -	100%
Child Care and Development Block Grant 2022	14,659,732	14,659,732	14,659,732	-	100%
Total	\$ 41,986,044	\$ 41,986,044	\$ 41,986,044	\$ -	100%

PUBLIC SAFETY

Public Safety - Byrne JAG	\$ 2,331,581	\$ 2,331,581	\$ 1,646,249	\$ 685,332	71%
EMS - Relief Fund for Healthcare Providers	148,707	148,707	148,707	-	100%
Coronavirus Emergency Supplemental Funding Program	2,688,293	2,688,293	2,688,293	-	100%
Assistance to Firefighters - COVID-19 Supplemental	346,555	346,555	346,555	-	100%
Total	\$ 5,515,136	\$ 5,515,136	\$ 4,829,804	\$ 685,332	88%

HEAD START & EARLY HEAD START

Head Start 20-21 COVID-19	\$ 2,050,788	\$ 2,050,788	\$ 2,050,788	\$ -	100%
Head Start 21-23 COVID-19	1,010,960	270,806	336,971	(66,165)	33%
Head Start 22-23 COVID-19 Carryforward	603,211	603,211	489,207	114,004	81%
Early Head Start-CCP 19-20 COVID-19	189,822	189,822	189,822	-	100%
Early Head Start 22-23 COVID-19 Carryforward	20,835	20,835	16,687	4,148	80%
Early Head Start 20-21	95,819	95,819	95,819	-	100%
Total	\$ 3,971,435	\$ 3,231,281	\$ 3,179,294	\$ 51,987	80%

SENIOR NUTRITION GRANT

FFCRA Senior Nutrition 19-20	\$ 437,060	\$ 437,060	\$ 437,060	\$ -	100%
Senior Nutrition Program-CARES	886,000	886,000	886,000	-	100%
Total	\$ 1,323,060	\$ 1,323,060	\$ 1,323,060	\$ -	100%

HEALTH GRANTS

Health COVID-19 Epi & Laboratory Grant	\$ 4,115,851	\$ 2,215,100	\$ 2,090,844	\$ 124,256	51%
Health COVID-19 Immunization Grant	617,269	581,994	390,360	191,634	63%
Health COVID-19 Immunization Grant	929,009	625,950	654,673	(28,723)	70%
Community Health Workers HUB	4,800,000	3,323,916	3,210,109	113,807	67%
COVID-19 Health Literacy	3,999,933	1,536,612	1,522,979	13,633	38%
FEMA - Testing	293,303	293,303	293,303	-	100%
Racial and Ethnic Approaches to Community Health (REACH)	193,825	193,825	193,825	-	100%
REACH Supplemental	629,640	585,276	513,899	71,377	82%
FEMA - Regional Infusion Center	1,948,613	1,948,613	1,125,997	822,616	58%
Total	\$ 17,527,443	\$ 11,304,589	\$ 9,995,989	\$ 1,308,600	57%

OTHER GRANTS

FY 2020 CSBG Program Supplemental	\$ 105,026	\$ 105,026	\$ 105,026	\$ -	100%
Other - Texas State Library Archives	50,000	50,000	50,000	-	100%
Other - Cities for Financial Empowerment	80,000	80,000	80,000	-	100%
Other - San Antonio Area Foundation COVID Grant	50,000	50,000	50,000	-	100%
Other - Humanities Texas Relief Grant	5,000	5,000	5,000	-	100%
Other - SABCC Donation to COVID-19 Response	1,500	1,500	1,500	-	100%
Total	\$ 291,526	\$ 291,526	\$ 291,526	\$ -	100%

COVID-19 Emergency Response and Recovery & Resiliency Plan

February 2023 Financial Report

City of San Antonio

Variance Explanations

1 The favorable variance is due to additional interest earned from January through February 2023.

2 The FEMA revenue variance is due to the Regional Infusion Center (RIC), which was planned to run through December 2022 but closed early in August 2022. FEMA reimbursements include expenses for non-congregate sheltering, rental costs for the RIC, COVID-19 testing at the BCFS Test & Treat Center, and overtime at the Alamodome. Actuals reflect \$17.9M, which excludes the City's 10% match. The City has invoiced FEMA \$17.9M and has received \$202K with \$17.7M outstanding.

3 The Public Safety-Byrne JAG grant ended January 31, 2023. It is anticipated that the City will receive an additional \$59K in reimbursements. Thereafter, the program will be closed.

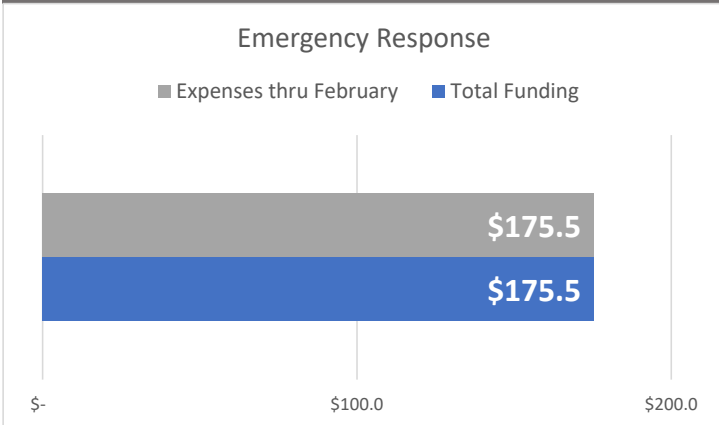
4 Of the favorable variance, \$822K is due to the FEMA – Regional Infusion Center closing sooner than anticipated.

COVID-19 Emergency Response and Recovery & Resiliency Plan

Spending Plan by Program

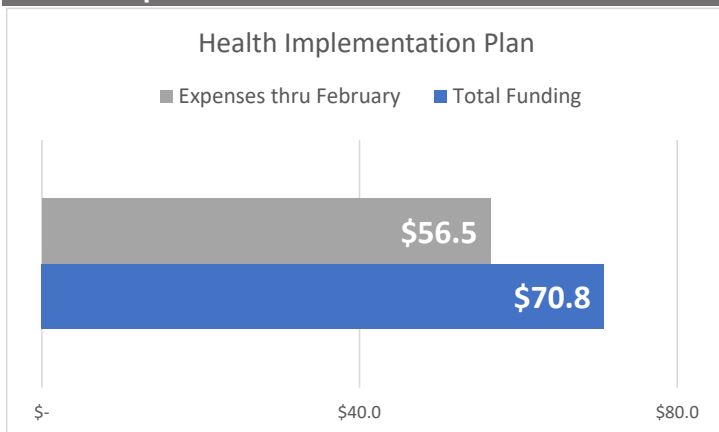
City of San Antonio

Emergency Response



Program Complete

Health Implementation Plan

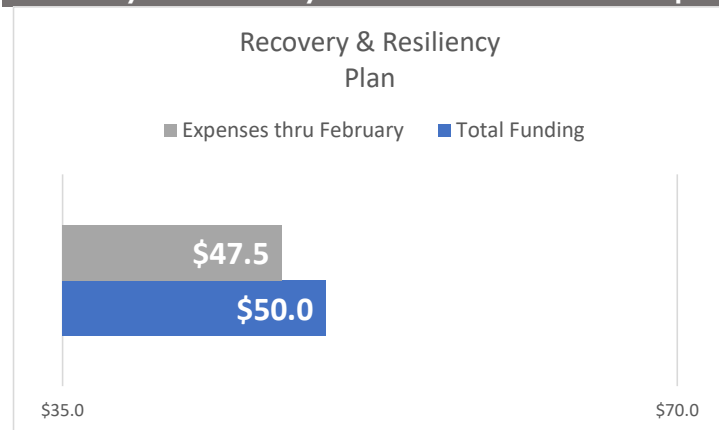


Months Remaining to Spend \$14.3 Million

16* Months

*Vaccine Grant thru June 2024

Recovery & Resiliency Plan - Workforce Development



Months Remaining to Spend \$2.5 Million

7* Months

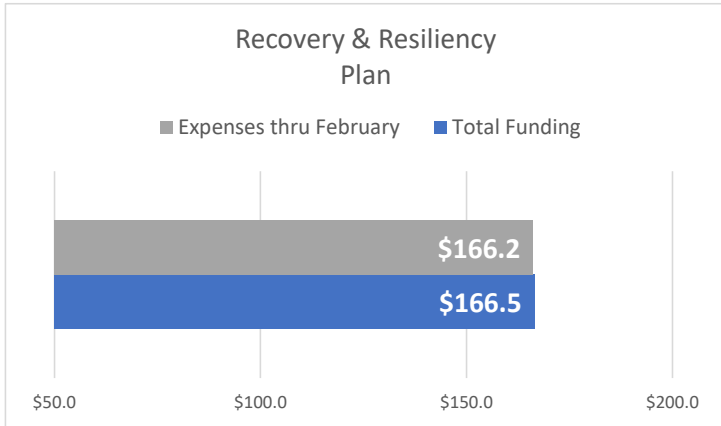
*Participants enrolled by December 2021 may be served through September 2023

COVID-19 Emergency Response and Recovery & Resiliency Plan

Spending Plan by Program

City of San Antonio

Recovery & Resiliency Plan - Housing Security EHAP Ph 1-4

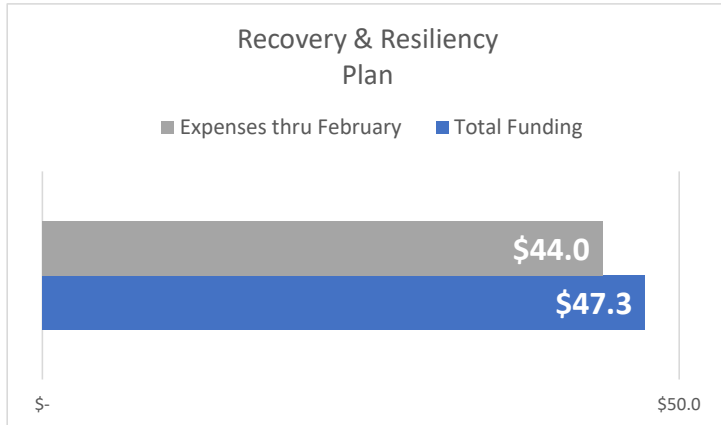


Months Remaining to Spend \$0.3 Million

7* Months

*Remaining funds for emergency housing assistance to be spent by September 2023

Recovery & Resiliency Plan - Housing Security

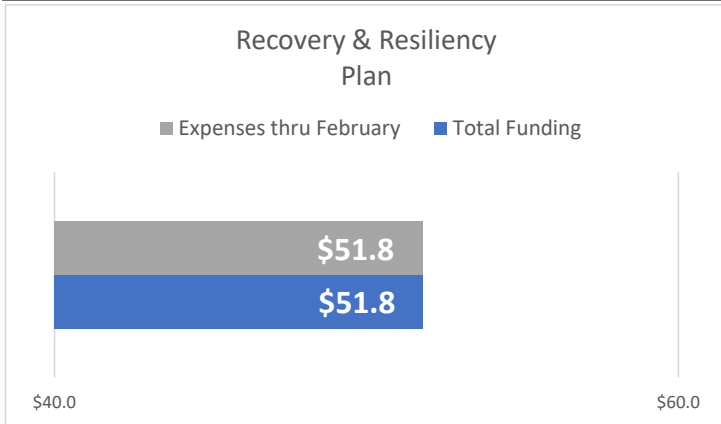


Months Remaining to Spend \$3.3 Million

7* Months

*Utilize FEMA Grant first to extend ESG
Homeless Sheltering is covered through September 2023

Recovery & Resiliency Plan - Small Business



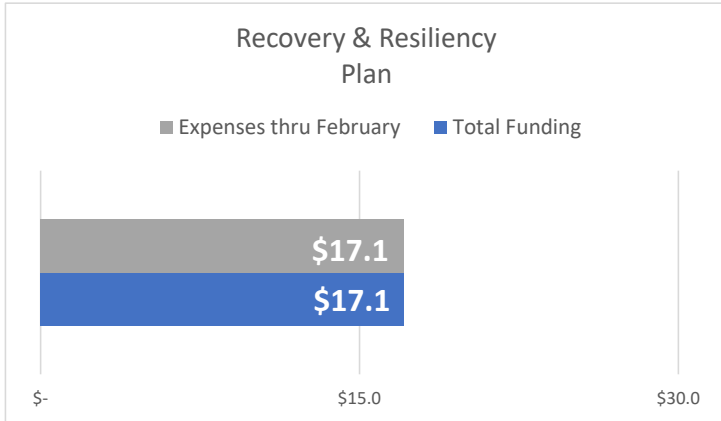
Program Complete

COVID-19 Emergency Response and Recovery & Resiliency Plan

Spending Plan by Program

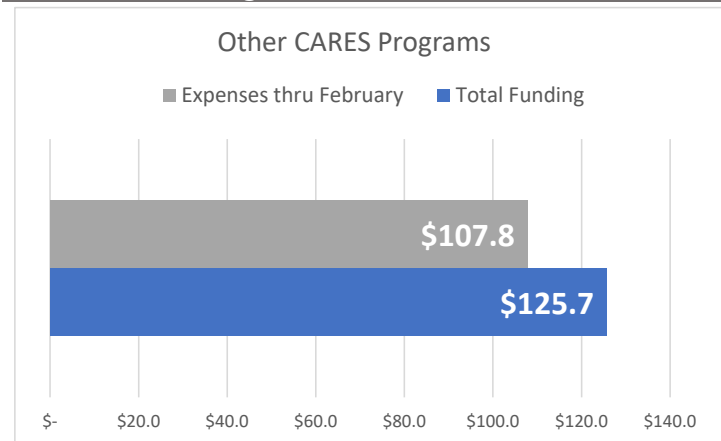
City of San Antonio

Recovery & Resiliency Plan - Digital Inclusion



Program Complete

Other CARES Programs



Months Remaining to Spend \$17.9 Million

19* Months

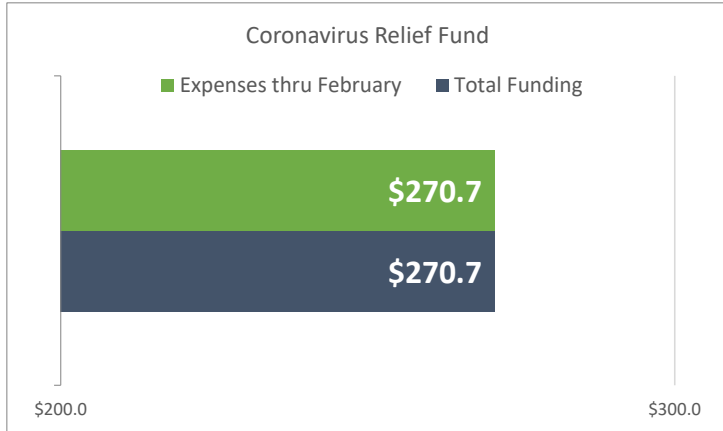
* Varies by grant: Airport through September 2024

COVID-19 Emergency Response and Recovery & Resiliency Plan

Spending Plans by Funding Source

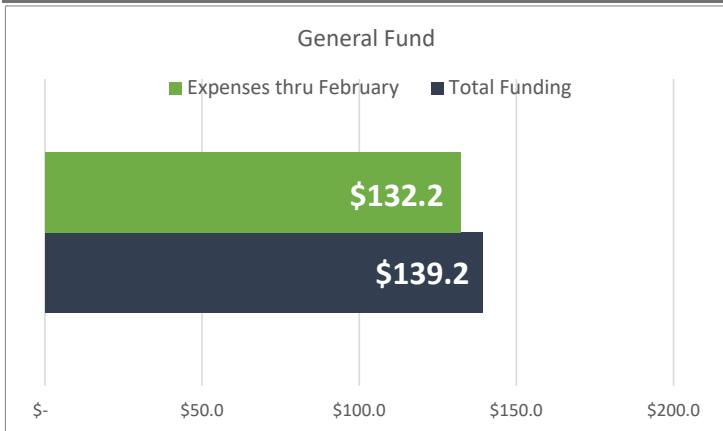
City of San Antonio

Coronavirus Relief Fund - \$ in Millions



Program Complete

General Fund



Months Remaining to Spend \$6.9 Million

6* Months

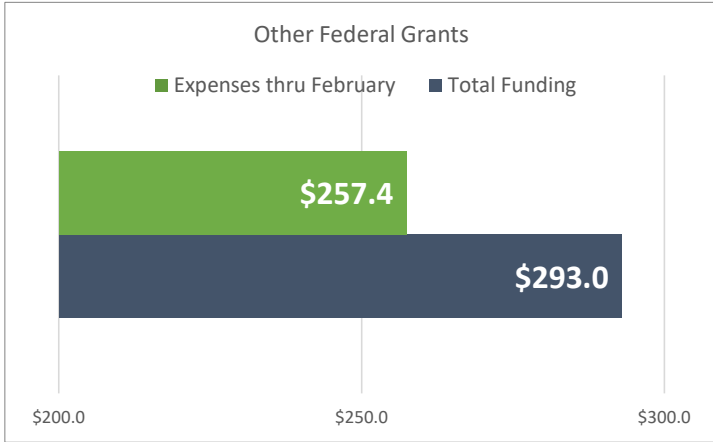
*Workforce Development budget planned through FY21 - participants enrolled by December 2021 may be served through September 2023

COVID-19 Emergency Response and Recovery & Resiliency Plan

Spending Plans by Funding Source

City of San Antonio

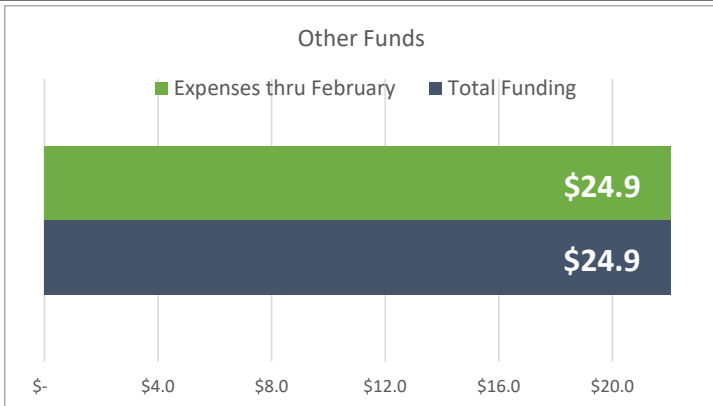
Other Federal Grants



Months Remaining to Spend \$35.5 Million

19* Months

Public Safety Grants



Program Complete