

COVID-19 Emergency Response and Recovery & Resiliency Financial Report



Financial Report
September 2022

Prepared by the Finance Department
September 2022

COVID-19 Recovery & Resiliency Plan

September 2022 Financial Report

TABLE OF CONTENTS

<u>Title</u>	<u>Page</u>
Summary of Revenues & Expenses	1
Emergency Response	2
Health Implementation Plan	3
Recovery & Resiliency Plan	4
Other Programs	5
Variance Explanations	6
Spending Plans	7 - 11

All financial data is from the City's financial management system. This is an unaudited financial report.

COVID-19 Emergency & Recovery & Resiliency Plan

September 2022 Financial Report

City of San Antonio

	Revised Budget	Plan thru September	Actuals thru September	Variance	\$ Remaining	% Spent
REVENUES BY FUNDING SOURCE						
Coronavirus Relief Fund (CRF)	\$ 269,983,717	\$ 269,983,717	\$ 269,983,717	\$ -	\$ -	100.0%
CRF Program Income	729,561	729,561	1,336,685	607,124	(607,124)	183.2%
1 General Fund	139,460,881	139,460,881	139,460,881	-	-	100.0%
TIRZ	4,036,233	4,036,233	4,036,233	-	-	100.0%
San Antonio Housing Trust	6,000,000	6,000,000	6,000,000	-	-	100.0%
FEMA Reimbursement (100%)	18,406,882	15,899,263	2,504,037	(13,395,226)	15,902,845	13.6%
Bexar County Agreement	14,617,196	12,117,196	13,555,441	1,438,245	1,061,755	92.7%
Other Federal Grants	280,739,975	221,928,428	244,336,580	22,408,152	36,403,395	87.0%
Donations	242,283	242,283	242,283	(0)	0	100.0%
Total Resources	\$ 734,216,728	\$ 670,397,562	681,455,857	\$ 11,058,295	\$ 52,760,871	92.8%
FUNDING SOURCE						
1 Coronavirus Relief Fund	\$ 270,713,278	\$ 270,713,278	\$ 270,713,278	\$ -	\$ -	100.0%
General Fund	139,460,881	118,468,892	115,787,093	(2,681,799)	23,673,788	83.0%
TIRZ	4,036,233	4,036,233	4,036,233	-	-	100.0%
San Antonio Housing Trust	6,000,000	6,000,000	6,000,000	-	-	100.0%
FEMA Reimbursement (100%)	18,406,882	18,406,882	18,406,882	-	-	100.0%
Bexar County Agreement	14,617,196	14,617,196	14,609,928	(7,268)	7,268	100.0%
Other Federal Grants	280,739,975	228,258,075	228,451,472	193,397	52,288,503	81.4%
Donations	242,283	242,283	242,283	-	-	100.0%
Total Resources	\$ 734,216,728	\$ 660,742,840	658,247,169	\$ (2,495,671)	\$ 75,969,559	89.7%
EXPENSES BY PROGRAM						
Emergency Response						
1 Eligible Payroll, Protective Equipment & Supplies	\$ 175,459,168	\$ 175,459,168	\$ 174,317,187	\$ 1,141,981	\$ 1,141,981	99.3%
Health Implementation Plan						
Metro Health	\$ 26,296,172	\$ 26,296,172	26,296,172	\$ -	\$ 0	100.0%
Fire	5,332,360	5,332,360	5,332,360	-	(0)	100.0%
COVID-19 Vaccinations	37,885,562	21,047,586	21,040,567	7,019	16,844,995	55.5%
SA Forward	16,821,783	7,522,493	7,522,493	-	9,299,291	44.7%
Subtotal	\$ 86,335,878	\$ 60,198,611	60,191,592	\$ 7,019	\$ 26,144,286	69.7%
Recovery & Resiliency						
Workforce Development	\$ 55,335,705	\$ 45,460,312	45,460,312	\$ -	\$ 9,875,393	82.2%
Housing Security EHAP Ph 1-4	164,056,908	163,976,130	164,017,522	(41,393)	39,386	100.0%
1 Housing Security (not including EHAP)	48,484,886	44,644,827	43,772,350	872,477	4,712,535	90.3%
Small Business	52,456,283	52,137,043	51,789,361	347,682	666,922	98.7%
Digital Inclusion	18,897,546	17,059,022	17,016,583	42,439	1,880,963	90.0%
Subtotal	\$ 339,231,328	\$ 323,277,333	322,056,128	\$ 1,221,205	\$ 17,175,200	94.9%
Other CARES/CRRSA Programs						
Airport	\$ 55,128,694	\$ 43,137,002	43,229,289	\$ (92,287)	\$ 11,899,405	78.4%
Child Care Services Program	41,514,615	41,514,615	41,514,615	-	-	100.0%
Public Safety	5,524,529	4,648,833	4,589,042	59,791	935,487	83.1%
Head Start and Early Head Start	3,950,600	2,936,729	2,877,382	59,347	1,073,217	72.8%
Senior Nutrition	1,323,060	1,323,060	1,323,060	-	-	100.0%
Health	15,822,169	7,173,033	7,144,847	28,186	8,677,322	45.2%
Other	1,114,991	1,074,457	1,004,028	70,429	110,963	90.0%
Subtotal	\$ 124,378,658	\$ 101,807,728	101,682,263	\$ 125,466	\$ 22,696,395	81.8%
Total Expenditures	\$ 725,405,031	\$ 660,742,840	658,247,169	\$ 2,495,671	\$ 67,157,862	90.7%

COVID-19 Emergency & Recovery & Resiliency Plan

September 2022 Financial Report

City of San Antonio

	Budget	Plan thru September	Actuals thru September	Variance	% Spent
EMERGENCY RESPONSE					
Eligible Payroll					
Fire Payroll	\$ 143,403,064	\$ 143,403,064	\$ 143,403,064	\$ -	100.0%
Health Payroll	3,633,560	3,633,560	3,633,560	-	100.0%
Police Payroll	2,419,263	2,419,263	2,419,263	-	100.0%
All Other Departments	12,424,775	12,424,775	12,424,775	-	100.0%
City PPE & Supplies	9,830,521	9,830,521	8,688,539	1,141,981	100.0%
EOC Operations & Isolation Units	2,338,480	2,338,480	2,338,480	-	100.0%
Solid Waste Excess Tonnage	1,409,505	1,409,505	1,409,505	-	100.0%
Total City Emergency Response	\$ 175,459,168	\$ 175,459,168	\$ 174,317,187	\$ 1,141,981	100.0%

COVID-19 Emergency & Recovery & Resiliency Plan

September 2022 Financial Report

City of San Antonio

	Budget	Plan thru September	Actuals thru September	Variance	\$ Remaining	% Spent
--	--------	------------------------	---------------------------	----------	-----------------	------------

HEALTH IMPLEMENTATION PLAN

Metro Health Department

COVID-19 Project Management	\$ 4,632,108	\$ 4,632,108	\$ 4,632,108	\$ -	\$ -	100.0%
COVID-19 Testing Task Force	7,788,946	7,788,946	7,788,946	-	-	100.0%
COVID-19 Main COVID Hotline	62,411	62,411	62,411	-	-	100.0%
COVID-19 Media Relations & Communication	2,339,604	2,339,604	2,339,604	-	-	100.0%
COVID-19 Community Health & Prevention	403,092	403,092	403,092	-	-	100.0%
COVID-19 Data Management	603,093	603,093	603,093	-	-	100.0%
COVID-19 COVID Case Investigation Team	8,134,251	8,134,251	8,134,251	-	-	100.0%
COVID-19 Contact Tracing	789,332	789,332	789,332	-	-	100.0%
COVID-19 Congregate Settings	807,438	807,438	807,438	-	-	100.0%
COVID-19 Provider Hotline	47,624	47,624	47,624	-	0	100.0%
COVID-19 Provider Relations & Epi Hotline	105,839	105,839	105,839	-	0	100.0%
COVID-19 PHEP Support	138,129	138,129	138,129	-	0	100.0%
COVID-19 Research	434,128	434,128	434,128	-	-	100.0%
COVID-19 Mass Vaccination Clinic	10,177	10,177	10,177	-	0	100.0%
Total	\$ 26,296,172	\$ 26,296,172	\$ 26,296,172	\$ -	\$ 0	100.0%

HEALTH IMPLEMENTATION PLAN

Fire Department

Decontamination Equipment	\$ 76,880	\$ 76,880	\$ 76,880	\$ -	\$ -	100.0%
Fire & EMS Vehicle Equipment	300,853	300,853	300,853	-	-	100.0%
MIH Equipment	300,051	300,051	300,051	-	-	100.0%
MIH Medications	1,087	1,087	1,087	-	-	100.0%
Protective Personnel Equipment	301,305	301,305	301,305	-	-	100.0%
SAFD First Responder Payroll	3,737,838	3,737,838	3,737,838	-	-	100.0%
Testing Mobile Unit	614,346	614,346	614,346	-	-	100.0%
Total	\$ 5,332,360	\$ 5,332,360	\$ 5,332,360	\$ -	\$ -	100.0%

COVID-19 VACCINATION PLAN

Fire & Metro Health Department

COVID-19 Mass Vaccinations	\$ 11,997,202	\$ 10,883,269	\$ 10,883,269	\$ -	\$ 1,113,933	90.7%
Mobile Vaccinations	24,468,934	8,779,137	8,772,118	7,019	15,696,816	35.9%
Homebound Vaccinations	1,419,426	1,385,180	1,385,180	-	34,245	97.6%
Total	\$ 37,885,562	\$ 21,047,586	\$ 21,040,567	\$ 7,019	\$ 16,844,995	55.5%

COVID-19 Emergency & Recovery & Resiliency Plan

September 2022 Financial Report

City of San Antonio

	Budget	Plan thru September	Actuals thru September	Variance	\$ Remaining	% Spent
WORKFORCE DEVELOPMENT						
WF Dev Training & Development	\$ 55,135,061	\$ 45,259,668	\$ 45,259,668	\$ (0)	\$ 9,875,393	82.1%
WF Dev Childcare	200,644	200,644	200,644	0	0	100.0%
Total	\$ 55,335,705	\$ 45,460,312	\$ 45,460,312	\$ -	\$ 9,875,393	82.2%

HOUSING SECURITY						
Housing Sec Domestic Violence	\$ 3,300,000	\$ 3,300,000	\$ 2,467,104	\$ 832,896.24	\$ 832,896	74.8%
Housing Sec Fam Ind Initiative	3,967,514	3,967,514	3,967,514	-	-	100.0%
Housing Sec Fin Recovery Hub	3,518,587	3,518,587	3,518,587	-	-	100.0%
Housing Sec Low Cost Fin Prod	-	-	-	-	-	0.0%
Housing Sec D2D Engagement	117,745	117,745	117,745	-	-	100.0%
Housing Sec Digital Referral Platform	-	-	-	-	-	0.0%
Housing Sec Homeless Shelter	35,620,880	31,974,946	31,863,436	111,510	3,757,443	89.5%
Housing Sec COVID Migrant Operation	13,198	13,198	13,198	-	-	100.0%
Emergency Housing Assistance (Ph1 to 4)	164,056,908	163,976,130	164,017,522	(41,393)	39,386	100.0%
Housing Sec Rec Resource Center	187,563	187,563	187,563	-	-	100.0%
Housing Sec Right to Counsel	747,620	553,495	625,424	(71,929)	122,196	83.7%
Housing Sec Utility Assistance	411,779	411,779	411,779	-	-	100.0%
Housing Sec TX Eviction Diversion Program	600,000	600,000	600,000	-	-	100.0%
Total	\$ 212,541,794	\$ 208,620,957	\$ 207,789,872	\$ 831,084	\$ 4,751,921	97.8%

SMALL BUSINESS						
Small Biz Microbiz Support	\$ 32,000,000	\$ 32,000,000	\$ 32,000,000	\$ -	\$ -	100.0%
Small Biz Hospitality Grants	14,007,356	14,007,356	13,936,743	70,613	70,613	99.5%
Small Biz D2D Engagement	922,958	922,958	922,958	-	-	100.0%
Small Biz Prot Equip & Sanitizer	1,927,811	1,927,811	1,927,811	-	-	100.0%
Small Biz Fin Recovery Hub	200,000	200,000	200,000	-	-	100.0%
Small Biz Job Training	792,000	472,760	195,691	277,069	596,309	24.7%
Small Biz Arts Support	2,606,158	2,606,158	2,606,158	-	-	100.0%
Total	\$ 52,456,283	\$ 52,137,043	\$ 51,789,361	\$ 347,682	\$ 666,922	98.7%

DIGITAL INCLUSION						
Dig Inc Core Inf & Fiber Connections	\$ 960,000	\$ 743,456	\$ 743,456	\$ -	\$ 216,544	77.4%
Dig Inc Network Access & Wireless Mesh	12,966,015	12,661,058	12,661,058	-	304,957	97.6%
Dig Inc Student Home Connection	4,698,159	3,381,135	3,338,697	42,438	1,359,463	71.1%
Dig Inc Recovery Portal	273,372	273,372	273,372	-	-	100.0%
Total	\$ 18,897,546	\$ 17,059,022	\$ 17,016,583	\$ 42,438	\$ 1,880,963	90.0%

COVID-19 Emergency & Recovery & Resiliency Plan

September 2022 Financial Report

City of San Antonio

	Budget	Plan thru September	Actuals thru September	Variance	\$ Remaining	% Spent
AIRPORT						
CARES Act Airports - Operating	\$ 39,708,109	\$ 30,541,520	\$ 30,541,520	\$ -	\$ 9,166,589	76.9%
CARES Act Airports - Capital	4,165,607	1,370,504	1,462,791	(92,287)	2,702,816	35.1%
CARES Act Airports - Stinson	30,000	-	-	-	30,000	0.0%
CRRSA Aviation - Operating	10,092,025	10,092,025	10,092,025	-	-	100.0%
CRRSA Aviation - Stinson	57,162	57,162	57,162	-	-	100.0%
CRRSA Aviation - Concessions	1,075,791	1,075,791	1,075,791	-	-	100.0%
Total	\$ 55,128,694	\$ 43,137,002	\$ 43,229,289	\$ (92,287)	\$ 11,899,405	78.4%

CHILD CARE AND DEVELOPMENT BLOCK GRANT						
Child Care and Development Block Grant 2021	\$ 27,326,312	\$ 27,326,312	\$ 27,326,312	\$ -	-	100.0%
Child Care and Development Block Grant 2022	14,188,303	14,188,303	14,188,303	-	-	0.0%
Total	\$ 41,514,615	\$ 41,514,615	\$ 41,514,615	\$ -	-	100.0%

PUBLIC SAFETY						
Public Safety - Byrne JAG	\$ 2,331,581	\$ 1,455,885	\$ 1,405,487	\$ 50,398	\$ 926,094	60.3%
EMS - Relief Fund for Healthcare Providers	148,707	148,707	148,707	-	-	100.0%
Coronavirus Emergency Supplemental Funding Program	2,688,293	2,688,293	2,688,293	-	-	100.0%
Assistance to Firefighters - COVID-19 Supplemental	355,948	355,948	346,555	9,393	9,393	97.4%
Total	\$ 5,524,529	\$ 4,648,833	\$ 4,589,042	\$ 59,791	\$ 935,487	83.1%

HEAD START & EARLY HEAD START						
Head Start 20-21 COVID-19	\$ 2,050,788	\$ 2,050,788	\$ 2,050,788	\$ -	-	100.0%
Head Start 21-23 COVID-19	1,010,960	270,806	167,192	103,613	843,768	16.5%
Head Start 22-23 COVID CF	603,211	329,495	373,762	(44,267)	229,449	62.0%
Early Head Start-CCP 19-20 COVID	189,822	189,822	189,822	-	-	100.0%
Early Head Start	95,819	95,819	95,819	-	-	100.0%
Total	\$ 3,950,600	\$ 2,936,729	\$ 2,877,382	\$ 59,347	\$ 1,073,217	72.8%

SENIOR NUTRITION GRANT						
FFCRA Senior Nutrition 19-2020	\$ 437,060	\$ 437,060	\$ 437,060	\$ -	-	100.0%
Senior Nutrition Program-CARES	886,000	886,000	886,000	-	-	100.0%
Total	\$ 1,323,060	\$ 1,323,060	\$ 1,323,060	\$ -	-	100.0%

HEALTH GRANTS						
Health COVID Epi & Laboratory Grant	\$ 4,115,851	\$ 1,712,406	\$ 1,714,543	\$ (2,137)	\$ 2,401,308	41.7%
Health COVID Immunization Grant	617,269	388,271	389,258	(987)	228,011	63.1%
Health COVID Immunization Grant	929,009	625,950	634,661	(8,711)	294,348	68.3%
Community Health Workers HUB	4,800,000	2,584,672	2,563,528	21,145	2,236,472	53.4%
COVID-19 Health Literacy	3,999,933	501,626	482,750	18,875	3,517,183	12.1%
FEMA - Testing	293,303	293,303	293,303	-	-	100.0%
Racial and Ethnic Approaches to Community Health (REACH)	193,825	198,000	193,825	4,175	-	100.0%
REACH Supplemental	629,640	585,276	519,022	66,254	110,618	82.4%
FEMA - Regional Infusion Center	1,066,805	1,066,805	1,066,805	-	-	100.0%
Total	\$ 16,645,634	\$ 7,956,308	\$ 7,857,694	\$ 98,614	\$ 8,787,940	47.2%

OTHER GRANTS						
Other - Texas State Library Archives	\$ 50,000	\$ 50,000	\$ 50,000	\$ -	-	100.0%
Other - Cities for Financial Empowerment	\$ 80,000	\$ 79,655	\$ 79,655	\$ -	\$ 345	99.6%
Other - San Antonio Area Foundation COVID Grant	50,000	50,000	50,000	-	-	100.0%
Other - Humanities Texas Relief Grant	5,000	5,000	5,000	-	-	100.0%
Other - SABCC Donation to COVID-19 Response	1,500	1,500	1,500	-	-	100.0%
FY 2020 CSBG Program Supplemental	105,026	105,026	105,026	-	-	100.0%
Total	\$ 291,526	\$ 291,181	\$ 291,181	\$ -	\$ 345	99.9%

COVID-19 Emergency & Recovery & Resiliency Plan

September 2022 Financial Report

City of San Antonio

Variance Explanations

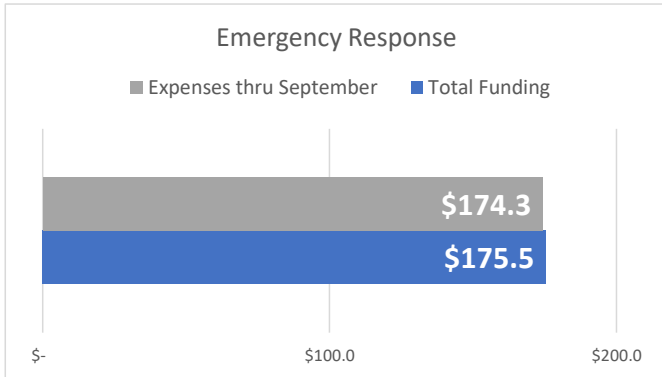
- 1 Favorable variance is mainly due to savings in Emergency Response for PPE.

COVID-19 Emergency & Recovery & Resiliency Plan

Spending Plan by Program

City of San Antonio

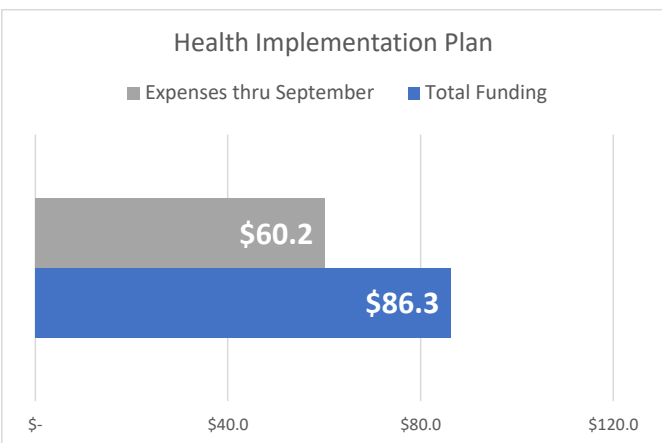
Emergency Response



Months Remaining to Spend \$1.1 Million

0 Months

Health Implementation Plan

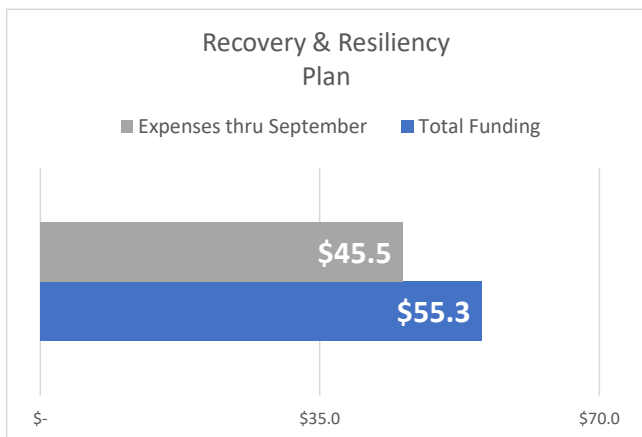


Months Remaining to Spend \$26.1 Million

21* Months

*Vaccine Grant thru June 2024

Recovery & Resiliency Plan - Workforce Development



Months Remaining to Spend \$9.9 Million

12* Months

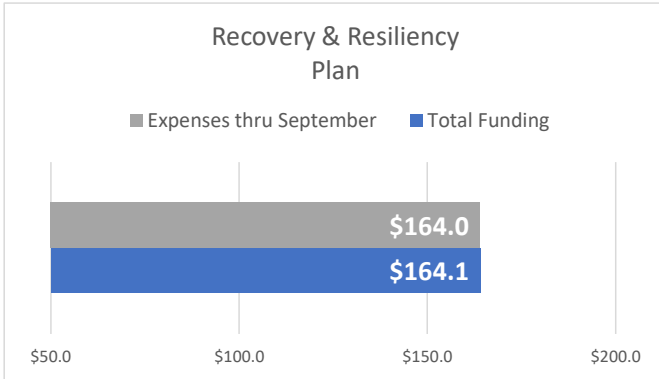
*Participants enrolled by December 2021 may be served through September 2023.

COVID-19 Emergency & Recovery & Resiliency Plan

Spending Plan by Program

City of San Antonio

Recovery & Resiliency Plan - Housing Security EHAP Ph 1-4

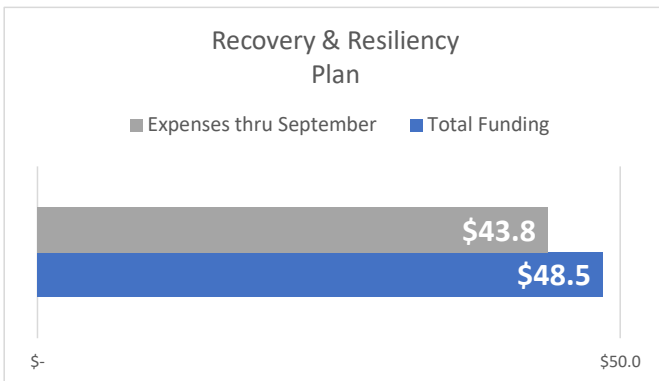


Months Remaining to Spend \$0 Million

0* Months

*Accepting applications through March 1, 2022;
Processing through August 2022.
Just received additional Funding IO 157..9012

Recovery & Resiliency Plan - Housing Security



Months Remaining to Spend \$4.7 Million

0* Months

*Utilize FEMA Grant first to extend ESG
Homeless Sheltering is covered through September 2022

Recovery & Resiliency Plan - Small Business



Months Remaining to Spend \$0.7 Million

12* Months

*Participants enrolled by December 2021 may be served through September 2023

COVID-19 Emergency & Recovery & Resiliency Plan

Spending Plan by Program

City of San Antonio

Recovery & Resiliency Plan - Digital Inclusion

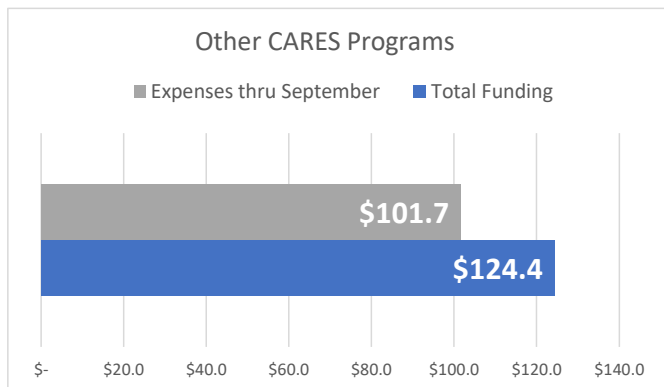


Months Remaining to Spend \$1.9 Million

0* Months

*Program complete and final invoices being paid in October.

Other CARES Programs



Months Remaining to Spend \$22.7 Million

24* Months

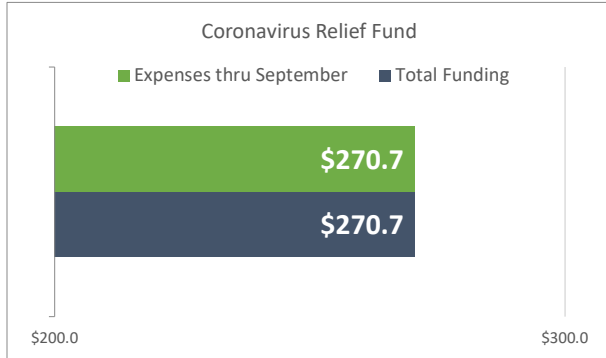
* Varies by grant: Airport through September 2023.

COVID-19 Emergency & Recovery & Resiliency Plan

Spending Plans by Funding Source

City of San Antonio

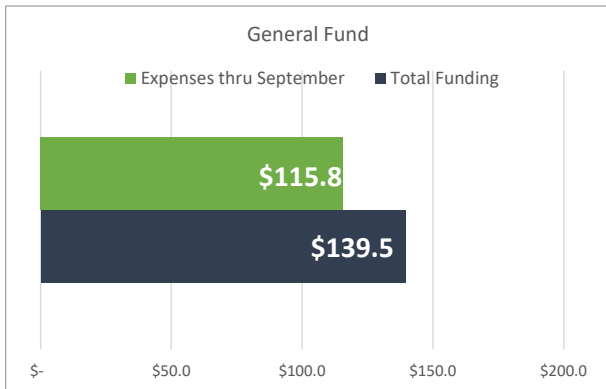
Coronavirus Relief Fund - \$ in Millions



Months Remaining to Spend \$0 Million

0 Months

General Fund



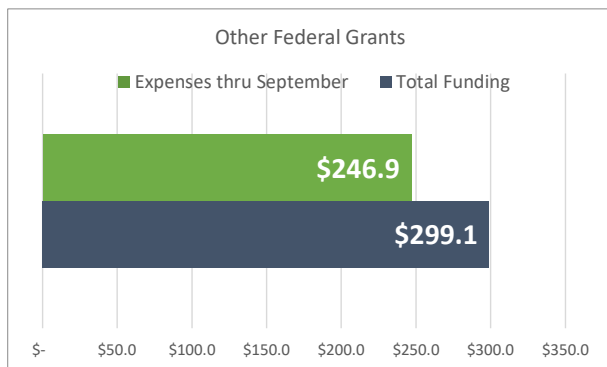
Months Remaining to Spend \$23.7 Million

12* Months

Notes:

- 1) Health Implementation Plan (HIP) through FY22 - \$16.7M in savings that will be reallocated to SA Forward.
- 2) Workforce Development budget planned through FY21 - participants enrolled by December 2021 may be served through September 2023.
- 3) Digital Inclusion expenses projected through August 2022.

Other Federal Grants



Months Remaining to Spend \$52.3 Million

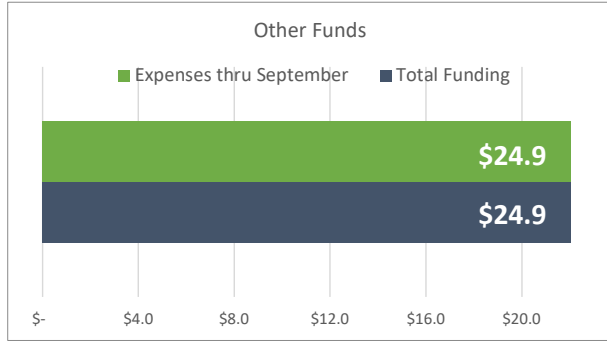
24* Months

COVID-19 Emergency & Recovery & Resiliency Plan

Spending Plans by Funding Source

City of San Antonio

Other Funds (TIRZ, SA Housing Trust, Bexar Country Agreement, Donations)



Months Remaining to Spend \$0 Million

0 Months