

# ITEM #4: AMERICAN RESCUE PLAN ACT (ARPA) FUNDS FOR ARTS



*City Council A Session: September 29, 2022*  
*Krystal Jones, Director*  
*Department of Arts & Culture*

# Presentation Overview

- ARPA 4 Arts Implementation Plan
- Outreach and Application Process
- Nonprofit Arts Organizations Grant Program
- Individual Artist Grant Program
- Next Steps





# Today's Action

- Today's action recommends funding allocations to arts nonprofits and artists as part of the City Council approved ARPA 4 Arts Implementation Plan
- Funding recommendations approved by San Antonio Arts Commission on September 13, 2022



CITY OF SAN ANTONIO  
**DEPARTMENT OF  
ARTS & CULTURE**

# ARPA 4 Arts - Plan Components

COVID-19 Impact	Programs/ Strategies	Equitable Outcomes	Performance Indicators	Amount
Arts nonprofits & artists were disproportionately impacted by COVID-19	Develop grant program for arts nonprofits & artists	Disproportionally impacted communities prioritized in funding policy	• At least 133 artists grants	\$4M for Arts Nonprofits
The Arts experienced financial hardships from revenue losses	Support nonprofits' operational costs, strategic planning & COVID-19 mitigation	Arts agencies & artists thrive beyond the pandemic	• At least 40 nonprofit arts organizations receive grants	\$1M for Artists
18% decrease in employment	Support artists' housing/living expenses, professional development, & artistic career	Residents & visitors connected & engaged with local artists & arts programming	• 75% of nonprofits receiving grants are more financially resilient as a result	
16% decrease in creative economy		San Antonio's reputation as a top arts & tourist destination reinforced	• 50% of artists receiving grants created new works and performances	

# Outreach and Application Process

## Marketing

- Direct Outreach to nonprofits & artists
- Council Offices
- Partner Organizations
- ARPA Stakeholders
- Website & eNewsletter
- Media Outreach
- Workshops / Q&As

## Application Process

- GoSmart Application
- Eligibility criteria to screen applicants
- Scores applied based on Equity preference points



The City of San Antonio's Department of Arts & Culture is currently taking applications for recovery grants funded through the American Rescue Plan Act (ARPA). The ARPA 4 Arts Grant Program will distribute a total of \$4 million to San Antonio arts nonprofits and \$1 million to San Antonio artists who were disproportionately impacted by the COVID-19 pandemic. Now through July 29, 2022, individual artists can apply to receive up to \$7,500, while eligible arts nonprofits will be granted based on budget size and the communities they serve. The program is expected to assist at least 133 San Antonio individual artists and 40 arts nonprofits.

[APPLY NOW](#)

SAN ANTONIO / NORTH SAN ANTONIO / GOVERNMENT

### Applications being accepted for San Antonio's ARPA 4 Arts Grant Program



By Edmond Ortiz | 10:46 AM Jun 29, 2022 CDT  
Updated 1:43 PM Jul 11, 2022 CDT



Residents take part in one of the San Antonio Cultural Arts' community paint day in May at 2020 El Paso St. The San Antonio Department of Arts and Culture hopes to bolster the local arts community with a round of arts recovery grants funded by a new infusion of federal pandemic relief money. (Courtesy city of San Antonio)

The San Antonio Department of Arts and Culture announced June 29 that local arts organizations may now apply for recovery grants funded through the American Rescue Plan Act.

The ARPA 4 Arts Grant Program will distribute a total of \$4 million to San Antonio arts nonprofits

## CURRENT

NEWS ARTS MUSIC MOVIES FOOD & DRINK CANNABIS CALENDAR BEST OF SA SLIDESHOWS SUPPORT

### Window open for San Antonio artists and arts groups to apply for \$5 million in pandemic-relief money

The program is expected aid 133 San Antonio artists and 40 arts nonprofits, according to city officials. The window to apply will remain open through July 29.

By Tommy Escobar on Wed, Jun 29, 2022 at 4:07 pm

[SEND A NEWS TIP](#)



The funding is available to artists or arts organizations who can show the pandemic harmed their livelihood.

The City of San Antonio's Department of Arts & Culture began accepting applications Wednesday for recovery grants funded through the federal American Rescue Plan Act (ARPA).

## TRENDING

LULAC offers cash for ID of woman who lured San Antonio migrants onto Martha's Vineyard flights

For 40,000 fans at Rammstein's San Antonio stadium show, the spectacle was worth the wait

## NEWSLETTERS

Join SA Current Newsletters  
Subscribe now to get the latest news delivered right to your inbox.

[SIGN UP NOW](#)

# Nonprofit Arts Organizations - Eligibility

Grant Eligibility
Must demonstrate disproportionate COVID-19 impact
Located within City of San Antonio limits
IRS recognized 501(c)3 nonprofit in good status
3 years actively producing open to the public programs
Have at least one paid staff person
Primary mission & operations is creation, education, preservation of arts or cultural programming; and be the primary presenter/producer of the work
Exclusions: Membership organizations and fiscal sponsors.

Budget Range	Max Award*
\$50,000 to \$200,000	12%
\$200,001 to \$500,000	11%
\$500,001 to \$800,000	10%
\$800,001 to \$1,000,000	9%
\$1,000,001 to \$2,000,000	8%
\$2,000,001 to \$3,000,000	7%
\$3,000,001 to \$6,000,000	4%
\$6,000,001 to \$8,000,000	3%
\$8,000,001 to \$15,000,000	2%
Over \$15,000,000	Not Eligible

**\* Additional 20% for nonprofits whose mission is Culturally Specific**

# Nonprofit Arts Organizations Grant Program

**Total Applications Received: 54**  
**Total Eligible Applicants: 46**

## Eligible Applicants

Nonprofit Arts & Culture Organizations	35
Culturally Specific	11
<b>Total</b>	<b>46</b>

**Total Reported Losses Due to Pandemic:**  
**\$47 Million**

# Nonprofit Arts Organizations – Planned Spending

Use of Funds	Payroll	Existing Programs	New Programs	Facilities / Equipment	Technical Assistance	Business Planning	COVID-19 Prevention
# of Applicants	39	38	24	17	12	16	11
Percentage of Applicants	85%	83%	52%	37%	26%	35%	24%

**Department Will Follow Up with Post-Award Surveys and Final Reports to Evaluate Impact of ARPA 4 Arts Program**



# Individual Artist Grants - Eligibility

## Grant Eligibility

- Must demonstrate disproportionate COVID-19 impact
- Live within City of San Antonio limits
- Must be a professional artist that derives a portion of income from artistic activity
- At least 3 years of relevant work experience, or degree/certification in artistic field
- Filed a 1040 tax return for 2021
- Portfolio of published or publicly displayed work

**Grant awards up to \$7,500**

## Scoring Category

## Points

- |                                      |         |
|--------------------------------------|---------|
| % of Income from Artistic Activity   | 0 to 30 |
| Annual Income Range                  | 0 to 30 |
| Diversity Equity Inclusion           | 0 to 15 |
| Equity Atlas                         | 0 to 10 |
| Veteran                              | 5       |
| Disabled                             | 5       |
| Did not receive SA CARES 4 Art Grant | 5       |

# Individual Artists Grant Program

**Total Applications Received: 151**  
**Total Eligible Applicants: 136**

Scoring Scale	Amount	# of Artists
100-75	\$7,500	24
74-50	\$7,400	56
49-25	\$7,300	38
24-0	\$7,200	18
TOTALS		136

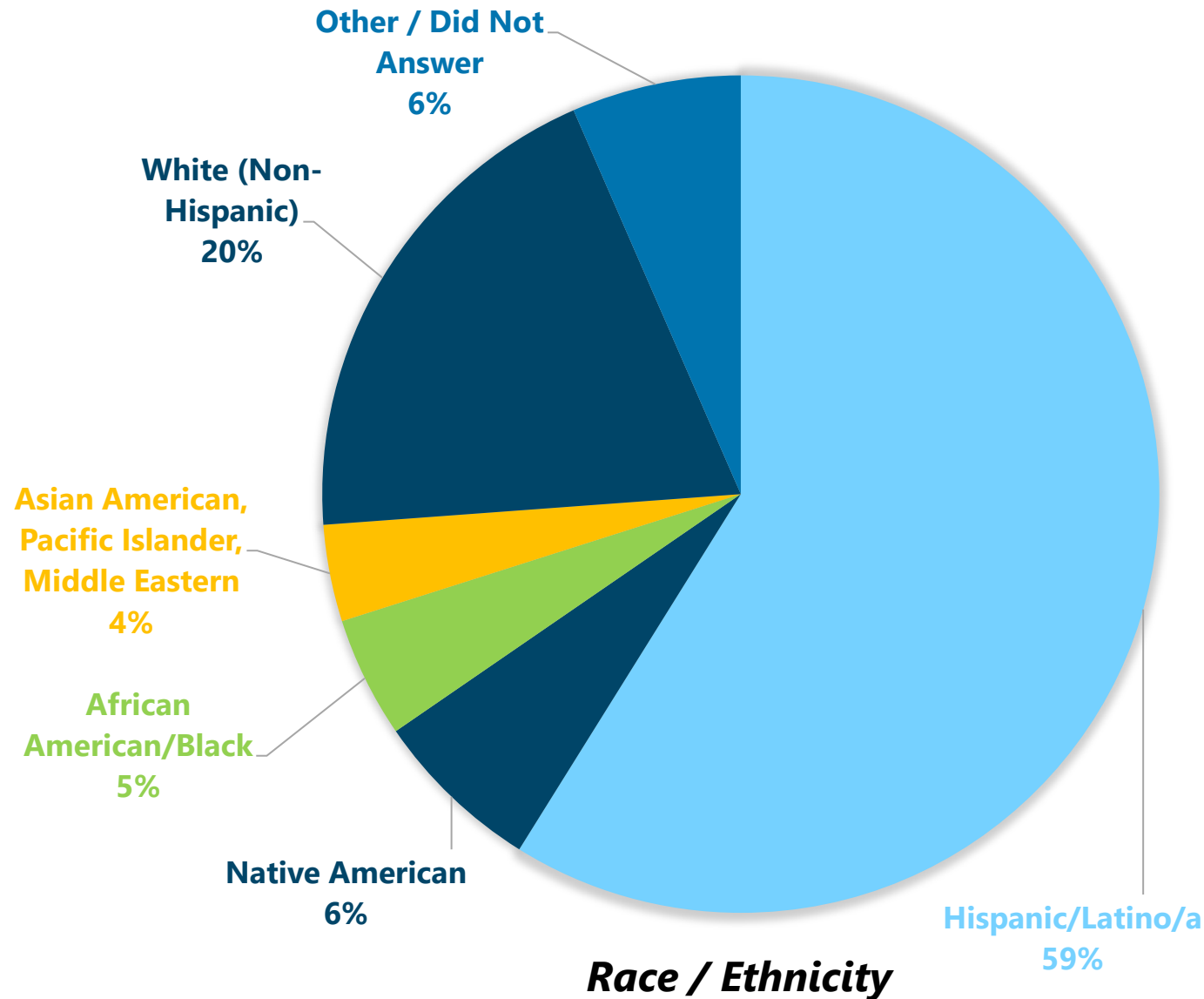
**Most Eligible Applicants Are Musicians (39%) and Visual Artists (34%)**

**78% of Applicants Derive More Than Half of Household Income from Arts**

**54% Did not Receive SA CARES 4 Art Grant**

**Total Reported Losses Due to Pandemic:  
\$3.5M**

# Individual Artists - Demographics



## Gender

Male – 49% (67)

Female – 40% (54)

Non-Binary – 10% (14)

No Answer – 1% (1)

## Additional Demographics

65% – Income of 50% Below AMI\*

28% (38) – LGBTQIA+

10% (13) – Disabled

3% (4) – Veterans

# Individual Artists – Planned Spending

Use of Funds	Creation of New works	Artistic Performances	Professional Development	Housing/Living Expenses
# of Applicants	109	76	97	119
Percentage of Applicants	80.15%	55.88%	71.32%	87.50%

**Department Will Follow Up with Post-Award Surveys and Final Reports to Evaluate Impact of ARPA 4 Arts Program**



# Next Steps

Today

- City Council Considers Funding Allocations for Approval


October

- Contract Initiation
- Funds Disbursement

November –  
December 2026

- Post-Award Surveys and Final Report Collection
- Outcomes and Data Reported to City Council

# ITEM #4: AMERICAN RESCUE PLAN ACT (ARPA) FUNDS FOR ARTS



*City Council A Session: September 29, 2022*  
*Krystal Jones, Director*  
*Department of Arts & Culture*





# American Rescue Plan Act (ARPA) State and Local Fiscal Recovery Funds

## Non-Profit Social Services (Phase I) Immigration Services - Funding Awards



September 29, 2022

Melody Woosley,  
Human Services Director



# Presentation Overview:

- Non-Profit Social Services (Phase 1) Implementation Plan Timeline and Background
- Post Solicitation Briefing
- Recommended Awards



# Non-Profit Social Services Phase 1 Plan Timeline

## Feb. – Mar. 2022

- ARPA Spending Framework Approved by City Council
- Non-Profit Social Services Category Assigned to Community Health, Environment, and Culture Committee (CHECC)



## Apr. – May 2022

- CHECC Discussion & Direction on Plan Development
- Stakeholder Input Sessions
- CHECC Approval of Phase I Plan



## Jun. 2022

- Council Approval of Phase I Plan
- Competitive Funding Process
- Pre-Submittal Conference
- Training & Technical Assistance



## Jul. – Aug. 2022

- Request for Proposal Closes July 8
- Due Diligence Review
- City & Community Panel Review and Recommendations



# Non-Profit Social Services Implementation Plan



**Phase 1 - Immigration Services  
\$1.5 Million**



## COVID – 19 Impact Areas:

- Decreased economic security for noncitizens
- Decreased access to pathways for citizenship



## Programs and Strategies:

- Navigation and Connection to Existing Resources
- Direct Assistance
- Public Benefits Enrollment
- Connection to Training, Education and Employment
- Outreach and education on immigration rights
- Legal representation



## Equitable Outcomes:

- Create safety net to support family stability and improve financial security
- Expand opportunities for citizenship

# Outcomes & Metrics



% Enrolled participants connected to two or more benefits programs



% Reporting increased understanding of legal rights



% Families in financial crisis stabilized



% Filing immigration related applications



% Obtaining better job within 90 days of program completion



% Accepting Legal Representation

# Solicitation Overview

## Solicitation Type

**Request  
for Proposal**




## Estimated Value

**\$1.5 Million  
Total**



## Proposed Term

**2 Year Term**



## Evaluation Panel

**2 Internal &  
3 External  
Panelists**

*Melody Woosley (DHS)  
Jessica Dovalina (DHS)  
Susie Schumann (UW)  
Patricia Mejia (SAAF)  
Rotella Galos (County)*



## Scoring Criteria

**100  
Point Scale**

*Experience, Background,  
& Qualifications – 30 pts.  
Plan – 50 pts.  
Budget – 20 pts.*





# Due Diligence



Finance & Audit Departments – Due Diligence Results	
Number of vendors notified:	443
Number of responses received:	6
Results of Minimum Requirements Review:	All firms and proposals were deemed responsive
Results of Due Diligence Review:	Completed on July 22, 2022, and August 22, 2022

# Recommended Awards – Scope of Services

Agency	COVID – 19 Impact Area(s)	Core Services	# Unduplicated Clients
American Gateways	<ul style="list-style-type: none"> <li>Decreased access to pathways for citizenship</li> </ul>	<ul style="list-style-type: none"> <li>Community Education &amp; Outreach</li> <li>Citizenship &amp; Legal Clinics</li> <li>Individual Consultation &amp; Assistance</li> <li>Emergency Response</li> </ul>	1,000
Catholic Charities, Archdiocese of San Antonio	<ul style="list-style-type: none"> <li>Decreased economic security for noncitizens</li> <li>Decreased access to pathways for citizenship</li> </ul>	<ul style="list-style-type: none"> <li>Individual Consultation, Assistance &amp; Interview Preparation</li> <li>Case Management Services</li> </ul>	800
Lutheran Immigration and Refugee Services	<ul style="list-style-type: none"> <li>Decreased economic security for noncitizens</li> <li>Decreased access to pathways for citizenship</li> </ul>	<ul style="list-style-type: none"> <li>Community Education &amp; Outreach</li> <li>Legal Representation</li> <li>Case Management Services</li> </ul>	300
American Organization for Immigrants	<ul style="list-style-type: none"> <li>Decreased access to pathways for citizenship</li> </ul>	<ul style="list-style-type: none"> <li>Citizenship Clinics &amp; Workshops</li> <li>Consultation, Assistance, Interview Preparation, &amp; Accompaniment</li> </ul>	160
Total			2,260

\* Unduplicated clients served based on requested funding and will be negotiated based on final award.



## Recommended Awards

- Staff recommends approval of the below recommended awards:

Agency	Evaluation Score	Requested Funding	Proposed Award
American Gateways	88.60	\$464,000.00	\$464,000.00
Catholic Charities	87.40	\$739,404.36	\$583,372.02
Lutheran Immigration and Refugee Services	87.20	\$375,841.00	\$293,155.98
American Organization for Immigrants	77.60	\$204,450.00	\$159,471.00
	<b>Total</b>	<b>\$1,783,695</b>	<b>\$1,500,000</b>

\* Total of 6 Proposals Submitted with 2 Agencies Not Recommended for Funding.

---

SBEDA Subcontracting Requirements - waived  
Local Preference Program – not applicable  
Veteran Owned Small Business Preference Program – not applicable





# American Rescue Plan Act (ARPA) State and Local Fiscal Recovery Funds

## Non-Profit Social Services (Phase I) Immigration Services - Funding Awards



September 29, 2022

Melody Woosley,  
Human Services Director