

# COVID-19 Emergency Response and Recovery & Resiliency Financial Report



Financial Report  
September 2022

Prepared by the Finance Department  
September 2022

# COVID-19 Recovery & Resiliency Plan

## September 2022 Financial Report

### TABLE OF CONTENTS

<u>Title</u>	<u>Page</u>
Summary of Revenues & Expenses	3
Emergency Response	4
Health Implementation Plan	5
Recovery & Resiliency Plan	6
Other Programs	7
Variance Explanations	8
Spending Plans	9 - 14

All financial data is from the City's financial management system. This is an unaudited financial report.

# COVID-19 Emergency & Recovery & Resiliency Plan

September 2022 Financial Report

City of San Antonio

	Revised Budget	Plan thru September	Actuals thru September	Variance	% Spent
<b>REVENUES BY FUNDING SOURCE</b>					
Coronavirus Relief Fund (CRF)	\$ 269,983,717	\$ 269,983,717	\$ 269,983,717	\$ -	100.0%
1 CRF Program Income	729,561	729,561	1,336,685	607,124	183.2%
General Fund	139,684,867	139,684,867	139,684,867	-	100.0%
TIRZ	4,036,233	4,036,233	4,036,233	-	100.0%
San Antonio Housing Trust	6,000,000	6,000,000	6,000,000	-	100.0%
2 FEMA Reimbursement (100%)	15,683,612	13,366,755	2,254,078	(11,112,677)	14.4%
2 FEMA Reimbursement (90%)	2,499,284	2,308,522	-	(2,308,522)	0.0%
3 Bexar County Agreement	14,617,196	12,117,196	10,129,832	(1,987,364)	69.3%
4 Other Federal Grants	271,928,278	221,928,428	226,788,625	4,860,197	83.4%
Donations	242,283	242,283	242,283	(0)	100.0%
<b>Total Resources</b>	<b>\$ 725,405,031</b>	<b>\$ 670,397,562</b>	<b>\$ 660,456,320</b>	<b>\$ (9,941,242)</b>	<b>91.0%</b>
<b>EXPENSES BY PROGRAM</b>					
<b>Emergency Response</b>					
Eligible Payroll, Protective Equipment & Supplies	\$ 175,459,168	\$ 175,459,168	\$ 175,458,290	\$ 878	100.0%
<b>Health Implementation Plan</b>					
Metro Health	\$ 26,335,335	\$ 26,296,172	26,296,172	\$ -	99.9%
Fire	5,332,360	5,332,360	5,332,360	-	100.0%
COVID-19 Vaccinations	37,885,562	21,047,586	21,040,567	7,019	55.5%
FY 23 IT Assesment Alamodome	1,388,657	-	-	-	0.0%
SA Forward	15,393,963	7,522,493	7,522,493	-	48.9%
<b>Subtotal</b>	<b>\$ 86,335,878</b>	<b>\$ 60,198,611</b>	<b>\$ 60,191,592</b>	<b>\$ 7,019</b>	<b>69.7%</b>
<b>Recovery &amp; Resiliency</b>					
Workforce Development	\$ 55,335,705	\$ 45,460,312	45,460,312	\$ -	82.2%
Housing Security EHAP Ph 1-4	164,056,908	163,976,130	164,017,522	(41,393)	100.0%
5 Housing Security (not including EHAP)	48,484,886	44,644,827	43,772,564	872,263	90.3%
6 Small Business	52,456,283	52,137,043	51,789,361	347,682	98.7%
Digital Inclusion	18,897,546	17,059,022	17,016,583	42,439	90.0%
<b>Subtotal</b>	<b>\$ 339,231,328</b>	<b>\$ 323,277,333</b>	<b>\$ 322,056,342</b>	<b>\$ 1,220,991</b>	<b>94.9%</b>
<b>Other CARES/CRRSA Programs</b>					
Airport	\$ 55,128,694	\$ 43,137,002	43,229,289	\$ (92,287)	78.4%
Child Care Services Program	41,514,615	41,514,615	41,514,615	-	100.0%
Public Safety	5,524,529	4,648,833	4,589,042	59,791	83.1%
Head Start and Early Head Start	3,950,600	2,936,729	2,877,382	59,347	72.8%
Senior Nutrition	1,323,060	1,323,060	1,323,060	-	100.0%
Health	16,645,634	7,956,308	7,857,694	98,614	47.2%
Other	291,526	291,181	291,181	-	99.9%
<b>Subtotal</b>	<b>\$ 124,378,658</b>	<b>\$ 101,807,728</b>	<b>\$ 101,682,263</b>	<b>\$ 125,466</b>	<b>81.8%</b>
<b>Total Expenditures</b>	<b>\$ 725,405,030</b>	<b>\$ 660,742,839</b>	<b>\$ 659,388,487</b>	<b>\$ 1,354,354</b>	<b>90.9%</b>

# COVID-19 Emergency & Recovery & Resiliency Plan

September 2022 Financial Report

City of San Antonio

	Budget	Plan thru September	Actuals thru September	Variance	% Spent
<b>EMERGENCY RESPONSE</b>					
<b>Eligible Payroll</b>					
Fire Payroll	\$ 143,403,064	\$ 143,403,064	\$ 143,403,064	\$ -	100.0%
Health Payroll	3,633,560	3,633,560	3,633,560	-	100.0%
Police Payroll	2,419,263	2,419,263	2,419,263	-	100.0%
All Other Departments	12,424,775	12,424,775	12,424,775	-	100.0%
<b>City PPE &amp; Supplies</b>	9,830,521	9,830,521	9,829,643	878	100.0%
<b>EOC Operations &amp; Isolation Units</b>	2,338,480	2,338,480	2,338,480	-	100.0%
<b>Solid Waste Excess Tonnage</b>	1,409,505	1,409,505	1,409,505	-	100.0%
<b>Total City Emergency Response</b>	<b>\$ 175,459,168</b>	<b>\$ 175,459,168</b>	<b>\$ 175,458,290</b>	<b>\$ 878</b>	<b>100.0%</b>

# COVID-19 Emergency & Recovery & Resiliency Plan

September 2022 Financial Report

City of San Antonio

	Budget	Plan thru September	Actuals thru September	Variance	% Spent
<b>HEALTH IMPLEMENTATION PLAN</b>					
<b>Metro Health Department</b>					
COVID-19 Project Management	\$ 4,632,108	\$ 4,632,108	\$ 4,632,108	\$ -	100.0%
COVID-19 Testing Task Force	7,788,946	7,788,946	7,788,946	-	100.0%
COVID-19 Main COVID Hotline	62,411	62,411	62,411	-	100.0%
COVID-19 Media Relations & Communication	2,339,604	2,339,604	2,339,604	-	100.0%
COVID-19 Community Health & Prevention	403,092	403,092	403,092	-	100.0%
COVID-19 Data Management	603,093	603,093	603,093	-	100.0%
COVID-19 COVID Case Investigation Team	8,134,251	8,134,251	8,134,251	-	100.0%
COVID-19 Contact Tracing	789,332	789,332	789,332	-	100.0%
COVID-19 Congregate Settings	807,438	807,438	807,438	-	100.0%
COVID-19 Provider Hotline	47,624	47,624	47,624	-	100.0%
COVID-19 Provider Relations & Epi Hotline	105,839	105,839	105,839	-	100.0%
COVID-19 PHEP Support	138,129	138,129	138,129	-	100.0%
COVID-19 Research	434,128	434,128	434,128	-	100.0%
COVID-19 Mass Vaccination Clinic	10,177	10,177	10,177	-	100.0%
<b>Total</b>	<b>\$ 26,296,172</b>	<b>\$ 26,296,172</b>	<b>\$ 26,296,172</b>	<b>\$ -</b>	<b>100.0%</b>

<b>HEALTH IMPLEMENTATION PLAN</b>					
<b>Fire Department</b>					
Decontamination Equipment	\$ 76,880	\$ 76,880	\$ 76,880	\$ -	100.0%
Fire & EMS Vehicle Equipment	300,853	300,853	300,853	-	100.0%
MIH Equipment	300,051	300,051	300,051	-	100.0%
MIH Medications	1,087	1,087	1,087	-	100.0%
Protective Personnel Equipment	301,305	301,305	301,305	-	100.0%
SAFD First Responder Payroll	3,737,838	3,737,838	3,737,838	-	100.0%
Testing Mobile Unit	614,346	614,346	614,346	-	100.0%
<b>Total</b>	<b>\$ 5,332,360</b>	<b>\$ 5,332,360</b>	<b>\$ 5,332,360</b>	<b>\$ -</b>	<b>100.0%</b>

<b>COVID-19 VACCINATION PLAN</b>					
<b>Fire &amp; Metro Health Department</b>					
COVID-19 Mass Vaccinations	\$ 11,997,202	\$ 10,883,269	\$ 10,883,269	\$ -	90.7%
Mobile Vaccinations	24,468,934	8,779,137	8,772,118	7,019	35.9%
Homebound Vaccinations	1,419,426	1,385,180	1,385,180	-	97.6%
<b>Total</b>	<b>\$ 37,885,562</b>	<b>\$ 21,047,586</b>	<b>\$ 21,040,567</b>	<b>\$ 7,019</b>	<b>55.5%</b>

<b>Metro Health Department</b>					
FY 23 SAMHD IT Assesment	\$ 1,388,657	\$ -	\$ -	\$ -	0.0%
<b>Total</b>	<b>\$ 1,388,657</b>	<b>\$ -</b>	<b>\$ -</b>	<b>\$ -</b>	<b>0.0%</b>

<b>SA FORWARD</b>					
<b>Metro Health Department</b>					
5th Floor Build Out	\$ 5,897,583	\$ 5,897,583	\$ 5,897,583	\$ -	100.0%
HIP Year 1	1,624,910	1,624,910	1,624,910	-	100.0%
Available Balance	7,891,052	-	-	-	0.0%
<b>Total</b>	<b>\$ 15,413,545</b>	<b>\$ 7,522,493</b>	<b>\$ 7,522,493</b>	<b>\$ -</b>	<b>48.8%</b>

# COVID-19 Emergency & Recovery & Resiliency Plan

September 2022 Financial Report

City of San Antonio

	Budget	Plan thru September	Actuals thru September	Variance	% Spent
--	--------	---------------------	------------------------	----------	---------

## WORKFORCE DEVELOPMENT

WF Dev Training & Development	\$ 55,135,061	\$ 45,259,668	\$ 45,259,668	\$ (0)	82.1%
WF Dev Childcare	200,644	200,644	200,644	0	100.0%
<b>Total</b>	<b>\$ 55,335,705</b>	<b>\$ 45,460,312</b>	<b>\$ 45,460,312</b>	<b>\$ -</b>	<b>82.2%</b>

## HOUSING SECURITY

Housing Sec Domestic Violence	\$ 3,300,000	\$ 3,300,000	\$ 2,467,318	\$ 832,682	74.8%
Housing Sec Fam Ind Initiative	3,967,514	3,967,514	3,967,514	-	100.0%
Housing Sec Fin Recovery Hub	3,518,587	3,518,587	3,518,587	-	100.0%
Housing Sec Low Cost Fin Prod	-	-	-	-	0.0%
Housing Sec D2D Engagement	117,745	117,745	117,745	-	100.0%
Housing Sec Digital Referral Platform	-	-	-	-	0.0%
Housing Sec Homeless Shelter	35,620,880	31,974,946	31,863,436	111,510	89.5%
Housing Sec COVID Migrant Operation	13,198	13,198	13,198	-	100.0%
Emergency Housing Assistance (Ph1 to 4)	164,056,908	163,976,130	164,017,522	(41,393)	100.0%
Housing Sec Rec Resource Center	187,563	187,563	187,563	-	100.0%
Housing Sec Right to Counsel	747,620	553,495	625,424	(71,929)	83.7%
Housing Sec Utility Assistance	411,779	411,779	411,779	-	100.0%
Housing Sec TX Eviction Diversion Program	600,000	600,000	600,000	-	100.0%
<b>Total</b>	<b>\$ 212,541,794</b>	<b>\$ 208,620,957</b>	<b>\$ 207,790,086</b>	<b>\$ 830,870</b>	<b>97.8%</b>

## SMALL BUSINESS

Small Biz Microbiz Support	\$ 32,000,000	\$ 32,000,000	\$ 32,000,000	\$ -	100.0%
Small Biz Hospitality Grants	14,007,356	14,007,356	13,936,743	70,613	99.5%
Small Biz D2D Engagement	922,958	922,958	922,958	-	100.0%
Small Biz Prot Equip & Sanitizer	1,927,811	1,927,811	1,927,811	-	100.0%
Small Biz Fin Recovery Hub	200,000	200,000	200,000	-	100.0%
Small Biz Job Training	792,000	472,760	195,691	277,069	24.7%
Small Biz Arts Support	2,606,158	2,606,158	2,606,158	-	100.0%
<b>Total</b>	<b>\$ 52,456,283</b>	<b>\$ 52,137,043</b>	<b>\$ 51,789,361</b>	<b>\$ 347,682</b>	<b>98.7%</b>

## DIGITAL INCLUSION

Dig Inc Core Inf & Fiber Connections	\$ 960,000	\$ 743,456	\$ 743,456	\$ -	77.4%
Dig Inc Network Access & Wireless Mesh	12,966,015	12,661,058	12,661,058	-	97.6%
Dig Inc Student Home Connection	4,698,159	3,381,135	3,338,697	42,438	71.1%
Dig Inc Recovery Portal	273,372	273,372	273,372	-	100.0%
<b>Total</b>	<b>\$ 18,897,546</b>	<b>\$ 17,059,022</b>	<b>\$ 17,016,583</b>	<b>\$ 42,438</b>	<b>90.0%</b>

# COVID-19 Emergency & Recovery & Resiliency Plan

September 2022 Financial Report

## City of San Antonio

	Budget	Plan thru September	Actuals thru September	Variance	% Spent
<b>AIRPORT</b>					
CARES Act Airports - Operating	\$ 39,708,109	\$ 30,541,520	\$ 30,541,520	\$ -	76.9%
CARES Act Airports - Capital	4,165,607	1,370,504	1,462,791	(92,287)	35.1%
CARES Act Airports - Stinson	30,000	-	-	-	0.0%
CRRSA Aviation - Operating	10,092,025	10,092,025	10,092,025	-	100.0%
CRRSA Aviation - Stinson	57,162	57,162	57,162	-	100.0%
CRRSA Aviation - Concessions	1,075,791	1,075,791	1,075,791	-	100.0%
<b>Total</b>	<b>\$ 55,128,694</b>	<b>\$ 43,137,002</b>	<b>\$ 43,229,289</b>	<b>\$ (92,287)</b>	<b>78.4%</b>
<b>CHILD CARE AND DEVELOPMENT BLOCK GRANT</b>					
Child Care and Development Block Grant 2021	\$ 27,326,312	\$ 27,326,312	\$ 27,326,312	\$ -	100.0%
Child Care and Development Block Grant 2022	14,188,303	14,188,303	14,188,303	-	0.0%
<b>Total</b>	<b>\$ 41,514,615</b>	<b>\$ 41,514,615</b>	<b>\$ 41,514,615</b>	<b>\$ -</b>	<b>100.0%</b>
<b>PUBLIC SAFETY</b>					
Public Safety - Byrne JAG	\$ 2,331,581	\$ 1,455,885	\$ 1,405,487	\$ 50,398	60.3%
EMS - Relief Fund for Healthcare Providers	148,707	148,707	148,707	-	100.0%
Coronavirus Emergency Supplemental Funding Program	2,688,293	2,688,293	2,688,293	-	100.0%
Assistance to Firefighters - COVID-19 Supplemental	355,948	355,948	346,555	9,393	97.4%
<b>Total</b>	<b>\$ 5,524,529</b>	<b>\$ 4,648,833</b>	<b>\$ 4,589,043</b>	<b>\$ 59,791</b>	<b>83.1%</b>
<b>HEAD START &amp; EARLY HEAD START</b>					
Head Start 20-21 COVID-19	\$ 2,050,788	\$ 2,050,788	\$ 2,050,788	\$ -	100.0%
Head Start 21-23 COVID-19	1,010,960	270,806	167,192	103,613	16.5%
Head Start 22-23 COVID CF	603,211	329,495	373,762	(44,267)	62.0%
Early Head Start-CCP 19-20 COVID	189,822	189,822	189,822	-	100.0%
Early Head Start	95,819	95,819	95,819	-	100.0%
<b>Total</b>	<b>\$ 3,950,600</b>	<b>\$ 2,936,729</b>	<b>\$ 2,877,382</b>	<b>\$ 59,347</b>	<b>72.8%</b>
<b>SENIOR NUTRITION GRANT</b>					
FFCRA Senior Nutrition 19-2020	\$ 437,060	\$ 437,060	\$ 437,060	\$ -	100.0%
Senior Nutrition Program-CARES	886,000	886,000	886,000	-	100.0%
<b>Total</b>	<b>\$ 1,323,060</b>	<b>\$ 1,323,060</b>	<b>\$ 1,323,060</b>	<b>\$ -</b>	<b>100.0%</b>
<b>HEALTH GRANTS</b>					
Health COVID Epi & Laboratory Grant	\$ 4,115,851	\$ 1,712,406	\$ 1,714,543	\$ (2,137)	41.7%
Health COVID Immunization Grant	617,269	388,271	389,258	(987)	63.1%
Health COVID Immunization Grant	929,009	625,950	634,661	(8,711)	68.3%
Community Health Workers HUB	4,800,000	2,584,672	2,563,528	21,145	53.4%
COVID-19 Health Literacy	3,999,933	501,626	482,750	18,875	12.1%
FEMA - Testing	293,303	293,303	293,303	-	100.0%
Racial and Ethnic Approaches to Community Health (REACH)	193,825	198,000	193,825	4,175	100.0%
REACH Supplemental	629,640	585,276	519,022	66,254	82.4%
FEMA - Regional Infusion Center	1,066,805	1,066,805	1,066,805	-	100.0%
<b>Total</b>	<b>\$ 16,645,634</b>	<b>\$ 7,956,308</b>	<b>\$ 7,857,694</b>	<b>\$ 98,614</b>	<b>47.2%</b>
<b>OTHER GRANTS</b>					
Other - Texas State Library Archives	\$ 50,000	\$ 50,000	\$ 50,000	\$ -	100.0%
Other - Cities for Financial Empowerment	80,000	79,655	79,655	-	99.6%
Other - San Antonio Area Foundation COVID Grant	50,000	50,000	50,000	-	100.0%
Other - Humanities Texas Relief Grant	5,000	5,000	5,000	-	100.0%
Other- SABCC Donation to COVID-19 Response	1,500	1,500	1,500	-	100.0%
FY 2020 CSBG Program Supplemental	105,026	105,026	105,026	-	100.0%
<b>Total</b>	<b>\$ 291,526</b>	<b>\$ 291,181</b>	<b>\$ 291,181</b>	<b>\$ -</b>	<b>99.9%</b>

# COVID-19 Emergency & Recovery & Resiliency Plan

September 2022 Financial Report

City of San Antonio

## Variance Explanations

- 1 \$730k of CRF program income (PI) was applied towards PPE (Emergency Response) in January 2021. \$607k in additional PI is a result of continued interest earned.
- 2 Administrative delays in processing reimbursements for Non-Congragate Shelter expenses.
- 3 Housing Assistance Program expenses incurred were billed later than anticipated.
- 4 Revenues posted earlier than planned from additional time to process year-end closeout transactions.
- 5 Favorable variance is attributed to savings in the Housing Security Domestic Violence program.
- 6 Favorable variance is attributed to savings in the Small Biz Job Training and Small Biz Hospitality Grants programs.

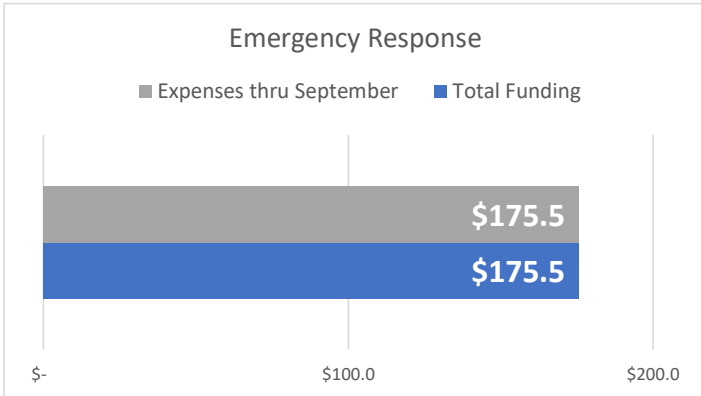


# COVID-19 Emergency & Recovery & Resiliency Plan

## Spending Plan by Program

City of San Antonio

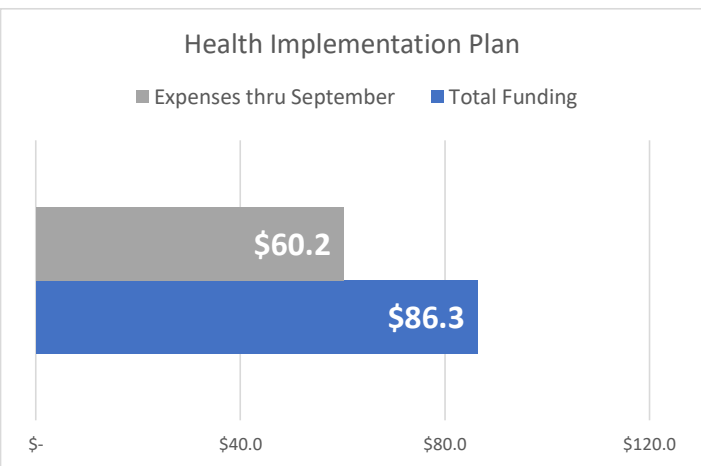
### Emergency Response



Months Remaining to Spend \$0 Million

**0 Months**

### Health Implementation Plan

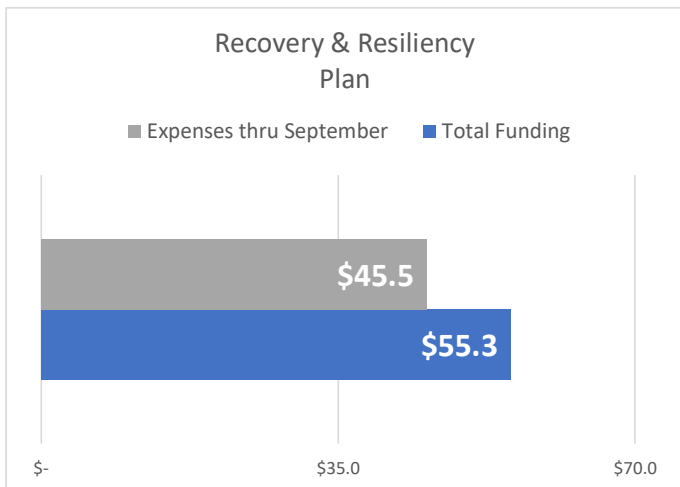


Months Remaining to Spend \$18.2 Million

**21\* Months**

\*Vaccine Grant thru June 2024

### Recovery & Resiliency Plan - Workforce Development



Months Remaining to Spend \$4.5 Million

**12\* Months**

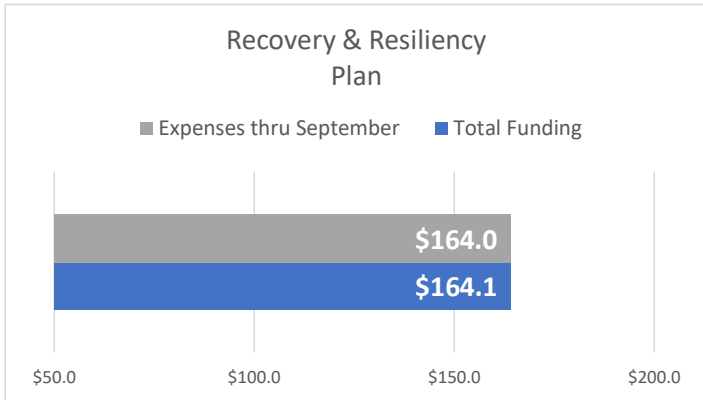
\*Participants enrolled by December 2021 may be served through September 2023.

# COVID-19 Emergency & Recovery & Resiliency Plan

## Spending Plan by Program

City of San Antonio

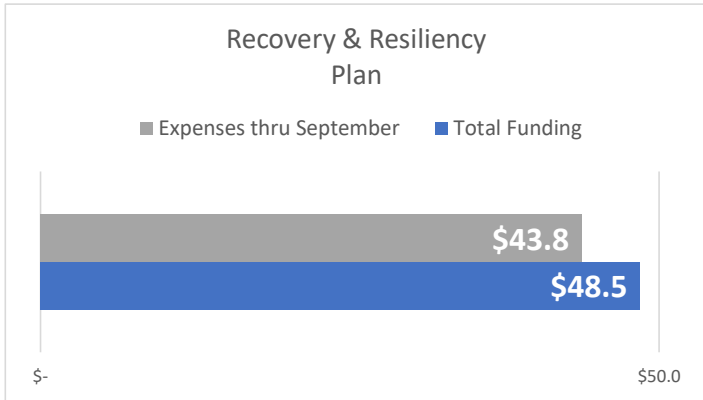
### Recovery & Resiliency Plan - Housing Security EHAP Ph 1-4



Months Remaining to Spend \$0 Million

**0 Months**

### Recovery & Resiliency Plan - Housing Security



Months Remaining to Spend \$3.9 Million

**3\* Months**

\*Homeless Sheltering is covered through December 2022

### Recovery & Resiliency Plan - Small Business



Months Remaining to Spend \$0 Million

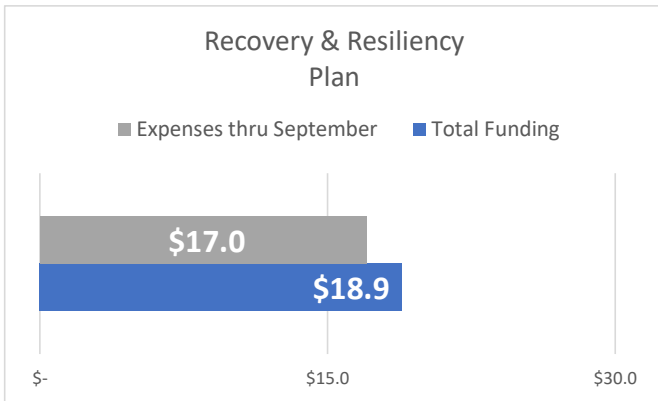
**0 Months**

# COVID-19 Emergency & Recovery & Resiliency Plan

## Spending Plan by Program

City of San Antonio

### Recovery & Resiliency Plan - Digital Inclusion

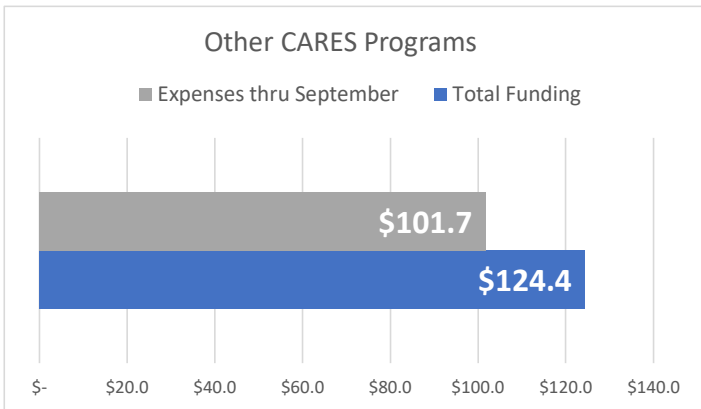


Months Remaining to Spend \$0 Million

**0 Months**

Program complete and final invoices being paid in October.

### Other CARES Programs



Months Remaining to Spend \$22.7 Million

**24\* Months**

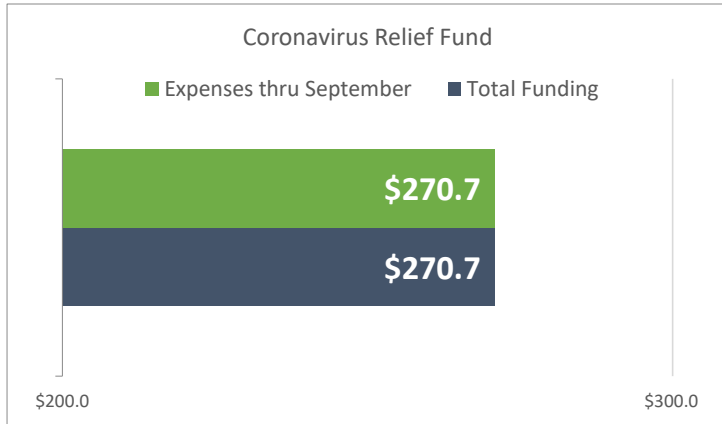
\* Varies by grant: Airport through September 2024.

# COVID-19 Emergency & Recovery & Resiliency Plan

## Spending Plans by Funding Source

City of San Antonio

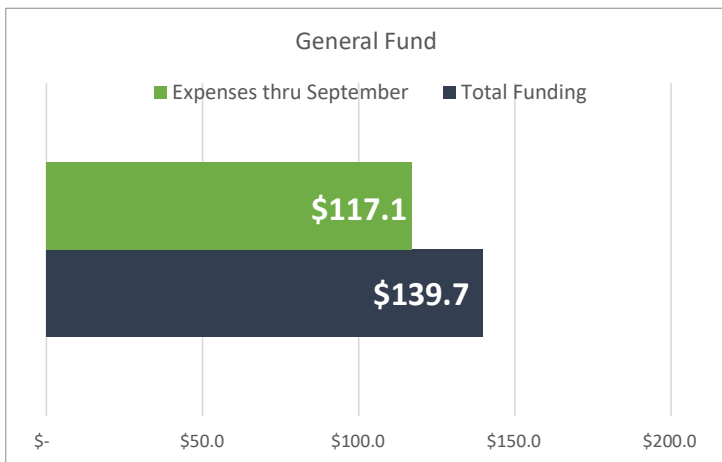
### Coronavirus Relief Fund - \$ in Millions



Months Remaining to Spend \$0 Million

**0 Months**

### General Fund



Months Remaining to Spend \$6 Million

**12\* Months**

Notes:

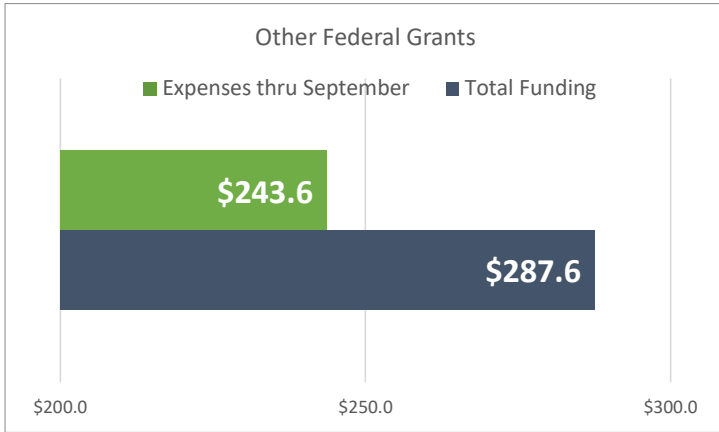
1) Workforce Development budget planned through FY21 - participants enrolled by December 2021 may be served through September 2023.

# COVID-19 Emergency & Recovery & Resiliency Plan

## Spending Plans by Funding Source

City of San Antonio

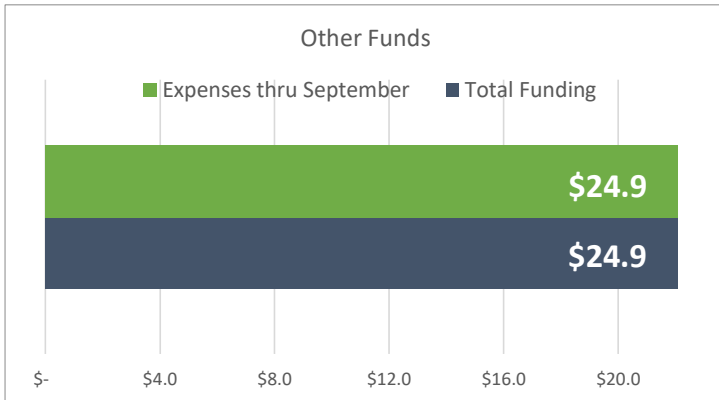
### Other Federal Grants



Months Remaining to Spend \$43.9 Million

**24\* Months**

### Other Funds (TIRZ, SA Housing Trust, Bexar Country Agreement, Donations)



Months Remaining to Spend \$0 Million

**0 Months**