

COVID-19 Emergency Response and Recovery & Resiliency



Financial Report March 2022

Prepared by the Finance Department
March 2022

COVID-19 Recovery & Resiliency Plan

March 2022 Financial Report

TABLE OF CONTENTS

Title	Page
Summary of Revenues & Expenses	1
Emergency Response	2
Health Implementation Plan	3
Recovery & Resiliency Plan	4
Other Programs	5
Variance Explanations	6
Spending Plans	8 - 11

All financial data is from the City's financial management system. This is an unaudited financial report.

COVID-19 Emergency & Recovery & Resiliency Plan

March 2022 Financial Report

City of San Antonio

		Revised Budget	Plan thru March	Actuals thru March	Variance	% Spent
FUNDING SOURCE						
	Coronavirus Relief Fund	\$ 270,713,278	\$ 270,713,278	\$ 270,713,278	\$ -	100.0%
1	General Fund	139,460,881	92,702,233	90,447,049	(2,255,184)	64.9%
	TIRZ	4,036,233	4,036,233	4,036,233	-	100.0%
	San Antonio Housing Trust	6,000,000	6,000,000	6,000,000	-	100.0%
2	FEMA Reimbursement (100%)	14,626,864	10,689,504	11,393,320	703,816	77.9%
3	Bexar County Agreement	15,917,196	11,928,511	11,740,685	(187,826)	73.8%
4	Other Federal Grants	253,013,571	200,522,169	202,294,978	1,772,809	80.0%
	Donations	242,283	242,283	242,283	-	100.0%
	Total Resources	\$ 704,010,307	\$ 596,834,212	\$ 596,867,826	\$ 33,615	84.8%
EXPENSES BY PROGRAM						
Emergency Response						
	Eligible Payroll, Protective Equipment & Supplies	\$ 175,459,168	\$ 175,459,168	\$ 175,459,168	\$ -	100.0%
Health Implementation Plan						
	Metro Health	\$ 26,333,640	\$ 26,324,657	\$ 26,324,657	\$ -	100.0%
	Fire	5,332,360	5,332,360	5,332,360	-	100.0%
	COVID-19 Vaccinations	43,029,538	16,329,368	16,259,408	69,960	37.8%
	SA Forward	16,784,316	-	-	-	
	Subtotal	\$ 91,479,854	\$ 47,986,384	\$ 47,916,425	\$ 69,960	52.4%
Recovery & Resiliency						
5	Workforce Development	\$ 55,335,705	\$ 38,966,505	\$ 38,609,771	\$ 356,734	69.8%
	Housing Security EHAP Ph 1-4	157,204,326	151,570,677	151,342,392	228,286	96.3%
	Housing Security (not including EHAP)	41,794,479	32,088,883	33,338,864	(1,249,981)	79.8%
5	Small Business	52,456,283	51,699,430	51,694,519	4,911	98.5%
	Digital Inclusion	18,897,546	6,992,011	6,660,432	331,579	35.2%
	Subtotal	\$ 325,688,339	\$ 281,317,507	\$ 281,645,978	\$ (328,471)	86.5%
Other CARES/CRRSA Programs						
	Airport	\$ 55,121,445	\$ 42,046,215	\$ 42,046,215	\$ -	76.3%
	Child Care Services Program	38,762,960	38,573,449	38,573,449	-	99.5%
	Public Safety	5,524,529	4,521,957	4,463,780	58,178	80.8%
	Head Start and Early Head Start	3,347,389	2,419,064	2,375,442	43,622	71.0%
	Senior Nutrition	1,323,060	1,323,060	1,323,060	-	100.0%
	Health	6,184,397	2,438,176	2,317,023	121,153	37.5%
	Other	1,119,166	749,231	747,288	1,943	66.8%
	Subtotal	\$ 111,382,946	\$ 92,071,153	\$ 91,846,256	\$ 224,896	82.5%
	Total Expenditures	\$ 704,010,307	\$ 596,834,212	\$ 596,867,826	\$ (33,615)	84.8%

COVID-19 Emergency & Recovery & Resiliency Plan

March 2022 Financial Report

City of San Antonio

	Budget	Plan thru March	Actuals thru March	Variance	% Spent
EMERGENCY RESPONSE					
Eligible Payroll					
Fire Payroll	\$ 143,403,064	\$ 143,403,064	\$ 143,403,064	\$ -	100.0%
Health Payroll	3,633,560	3,633,560	3,633,560	-	100.0%
Police Payroll	2,419,263	2,419,263	2,419,263	-	100.0%
All Other Departments	12,424,775	12,424,775	12,424,775	-	100.0%
City PPE & Supplies	9,830,521	9,830,521	9,830,521	-	100.0%
EOC Operations & Isolation Units	2,338,480	2,338,480	2,338,480	-	100.0%
Solid Waste Excess Tonnage	1,409,505	1,409,505	1,409,505	-	100.0%
Total City Emergency Response	\$ 175,459,168	\$ 175,459,168	\$ 175,459,168	\$ -	100.0%

COVID-19 Emergency & Recovery & Resiliency Plan

March 2022 Financial Report

City of San Antonio

	Budget	Plan thru March	Actuals thru March	Variance	% Spent
--	--------	-----------------	--------------------	----------	---------

HEALTH IMPLEMENTATION PLAN

Metro Health Department

COVID-19 Project Management	\$ 4,666,446	\$ 4,666,446	\$ 4,666,446	\$ -	100.0%
COVID-19 Testing Task Force	7,769,365	7,785,663	7,785,663	-	100.2%
COVID-19 Main COVID Hotline	62,411	62,411	62,411	-	100.0%
COVID-19 Media Relations & Communication	2,339,604	2,339,604	2,339,604	-	100.0%
COVID-19 Community Health & Prevention	403,092	403,092	403,092	-	100.0%
COVID-19 Data Management	603,093	603,093	603,093	-	100.0%
COVID-19 COVID Case Investigation Team	8,155,517	8,121,108	8,121,108	-	99.6%
COVID-19 Contact Tracing	789,332	789,332	789,332	-	100.0%
COVID-19 Congregate Settings	806,808	807,438	807,438	-	100.1%
COVID-19 Provider Hotline	47,624	47,624	47,624	0	100.0%
COVID-19 Provider Relations & Epi Hotline	105,839	105,839	105,839	0	100.0%
COVID-19 PHEP Support	138,129	138,129	138,129	0	100.0%
COVID-19 Research	434,128	434,128	434,128	-	100.0%
COVID-19 Mass Vaccination Clinic	12,252	20,750	20,750	-	169.4%
SA Forward	16,784,316	-	-	-	0.0%
Total	\$ 43,117,956	\$ 26,324,657	\$ 26,324,657	\$ -	61.1%

HEALTH IMPLEMENTATION PLAN

Fire Department

Decontamination Equipment	\$ 76,880	\$ 76,880	\$ 76,880	\$ -	100.0%
Fire & EMS Vehicle Equipment	300,853	300,853	300,853	-	100.0%
MIH Equipment	300,051	300,051	300,051	-	100.0%
MIH Medications	1,087	1,087	1,087	-	100.0%
Protective Personnel Equipment	301,305	301,305	301,305	-	100.0%
SAFD First Responder Payroll	3,737,838	3,737,838	3,737,838	-	100.0%
Testing Mobile Unit	614,346	614,346	614,346	-	100.0%
Total	\$ 5,332,360	\$ 5,332,360	\$ 5,332,360	\$ -	100.0%

COVID-19 VACCINATION PLAN

Fire & Metro Health Department

COVID-19 Mass Vaccinations	\$ 13,025,987	\$ 9,542,890	\$ 9,782,643	\$ (239,753)	75.1%
Mobile Vaccinations	26,013,813	5,401,298	5,091,584	309,713	19.6%
Homebound Vaccinations	3,989,738	1,385,180	1,385,180	0	34.7%
Total	\$ 43,029,538	\$ 16,329,368	\$ 16,259,408	\$ 69,960	37.8%

COVID-19 Emergency & Recovery & Resiliency Plan

March 2022 Financial Report

City of San Antonio

	Budget	Plan thru March	Actuals thru March	Variance	% Spent
WORKFORCE DEVELOPMENT					
WF Dev Training & Development	\$ 55,135,061	\$ 38,765,861	\$ 38,409,127	\$ 356,734	69.7%
WF Dev Childcare	200,644	200,644	200,644	-	100.0%
Total	\$ 55,335,705	\$ 38,966,505	\$ 38,609,771	\$ 356,734	69.8%

HOUSING SECURITY					
Housing Sec Domestic Violence	\$ 3,300,000	\$ 2,466,733	\$ 2,466,733	\$ (0)	74.7%
Housing Sec Fam Ind Initiative	3,967,514	3,967,514	3,967,514	-	100.0%
Housing Sec Fin Recovery Hub	3,518,587	3,518,587	3,516,673	1,914	99.9%
Housing Sec D2D Engagement	117,745	117,745	117,745	-	100.0%
Housing Sec Homeless Shelter	28,741,013	20,230,131	21,495,072	(1,264,941)	74.8%
Housing Sec COVID Migrant Operation	13,198	13,198	13,198	-	100.0%
Emergency Housing Assistance (Ph1 to 5)	157,204,326	151,570,677	151,342,392	228,286	96.3%
Housing Sec Rec Resource Center	187,563	187,563	187,563	-	100.0%
Housing Sec Right to Counsel	937,080	575,633	562,587	13,046	60.0%
Housing Sec Utility Assistance	411,779	411,779	411,779	-	100.0%
Housing Sec TX Eviction Diversion Program	600,000	600,000	600,000	-	100.0%
Total	\$ 198,998,805	\$ 183,659,560	\$ 184,681,256	\$ (1,021,695)	92.8%

SMALL BUSINESS					
Small Biz Microbiz Support	\$ 32,000,000	\$ 32,000,000	\$ 32,000,000	\$ -	100.0%
Small Biz Hospitality Grants	14,007,356	13,936,743	13,936,743	0	99.5%
Small Biz D2D Engagement	922,958	922,958	922,958	-	100.0%
Small Biz Prot Equip & Sanitizer	1,927,811	1,927,811	1,927,811	-	100.0%
Small Biz Fin Recovery Hub	200,000	200,000	200,000	-	100.0%
Small Biz Job Training	792,000	105,760	100,849	4,911	12.7%
Small Biz Arts Support	2,606,158	2,606,158	2,606,158	-	100.0%
Total	\$ 52,456,283	\$ 51,699,430	\$ 51,694,519	\$ 4,911	98.5%

DIGITAL INCLUSION					
Dig Inc Core Inf & Fiber Connections	\$ 960,000	\$ 74,081	\$ 74,081	\$ -	7.7%
Dig Inc Network Access & Wireless Mesh	12,966,015	3,105,855	3,064,737	41,118	23.6%
Dig Inc Student Home Connection	4,698,159	3,538,703	3,248,242	290,461	69.1%
Dig Inc Recovery Portal	273,372	273,372	273,372	-	100.0%
Total	\$ 18,897,546	\$ 6,992,011	\$ 6,660,432	\$ 331,579	35.2%

COVID-19 Emergency & Recovery & Resiliency Plan

March 2022 Financial Report

City of San Antonio

	Budget	Plan thru March	Actuals thru March	Variance	% Spent
AIRPORT					
CARES Act Airports - Operating	\$ 39,708,109	\$ 30,541,520	\$ 30,541,520	\$ -	76.9%
CARES Act Airports - Capital	4,165,607	286,966	286,966	-	6.9%
CARES Act Airports - Stinson	30,000	-	-	-	0.0%
CRRSA Aviation - Operating	10,084,776	10,084,776	10,084,776	-	100.0%
CRRSA Aviation - Stinson	57,162	57,162	57,162	-	100.0%
CRRSA Aviation - Concessions	1,075,791	1,075,791	1,075,791	-	100.0%
Total	\$ 55,121,445	\$ 42,046,215	\$ 42,046,215	\$ -	76.3%

CHILD CARE AND DEVELOPMENT BLOCK GRANT					
Child Care and Development Block Grant 2021	\$ 27,515,819	\$ 27,326,307	\$ 27,326,307	\$ -	99.3%
Child Care and Development Block Grant 2022	11,247,141	11,247,141	11,247,141	-	0.0%
Total	\$ 38,762,960	\$ 38,573,449	\$ 38,573,449	\$ -	99.5%

PUBLIC SAFETY					
Public Safety - Byrne JAG	\$ 2,331,581	\$ 1,338,402	\$ 1,280,224	\$ 58,178	54.9%
EMS - Relief Fund for Healthcare Providers	148,707	148,707	148,707	-	100.0%
Coronavirus Emergency Supplemental Funding Program	2,688,293	2,688,293	2,688,293	-	100.0%
Assistance to Firefighters - COVID-19 Supplemental	355,948	346,555	346,555	-	97.4%
Total	\$ 5,524,529	\$ 4,521,957	\$ 4,463,780	\$ 58,178	80.8%

HEAD START & EARLY HEAD START					
Head Start 20-21 COVID-19	\$ 2,050,788	\$ 2,050,788	\$ 2,050,788	\$ -	100.0%
Head Start 21-23 COVID-19	1,010,960	82,636	39,013	43,622	3.9%
Early Head Start-CCP 19-20 COVID	189,822	189,822	189,822	-	100.0%
Early Head Start	95,819	95,819	95,819	-	100.0%
Total	\$ 3,347,389	\$ 2,419,064	\$ 2,375,442	\$ 43,622	71.0%

SENIOR NUTRITION GRANT					
FFCRA Senior Nutrition 19-2020	\$ 437,060	\$ 437,060	\$ 437,060	\$ -	100.0%
Senior Nutrition Program-CARES	886,000	886,000	886,000	-	100.0%
Total	\$ 1,323,060	\$ 1,323,060	\$ 1,323,060	\$ -	100.0%

HEALTH GRANTS					
Health COVID Epi & Laboratory Grant	\$ 4,115,851	\$ 1,225,510	\$ 1,167,036	\$ 58,473	28.4%
Health COVID Immunization Grant	617,269	397,269	346,414	50,855	56.1%
Health COVID Immunization Grant	929,009	563,971	561,133	2,838	60.4%
FEMA - Testing	209,176	173,154	164,166	8,988	78.5%
FEMA - Regional Infusion Center	313,092	78,273	78,273	-	25.0%
Total	\$ 6,184,397	\$ 2,438,176	\$ 2,317,023	\$ 121,153	37.5%

OTHER GRANTS					
Other - Texas State Library Archives	\$ 50,000	\$ 50,000	\$ 50,000	\$ -	100.0%
Other - Cities for Financial Empowerment	80,000	80,000	79,502	498	99.4%
Other - San Antonio Area Foundation COVID Grant	50,000	50,000	50,000	-	100.0%
Other - Humanities Texas Relief Grant	5,000	5,000	5,000	-	100.0%
Other- SABCC Donation to COVID-19 Response	1,500	-	-	-	0.0%
Racial and Ethnic Approaches to Community Health (REACH)	198,000	198,000	193,825	4,175	97.9%
REACH Supplemental	629,640	261,205	263,936	(2,731)	41.9%
FY 2020 CSBG Program Supplemental	105,026	105,026	105,026	-	100.0%
Total	\$ 1,119,166	\$ 749,231	\$ 747,288	\$ 1,943	66.8%

COVID-19 Emergency & Recovery & Resiliency Plan

March 2022 Financial Report

City of San Antonio

Variance Explanations

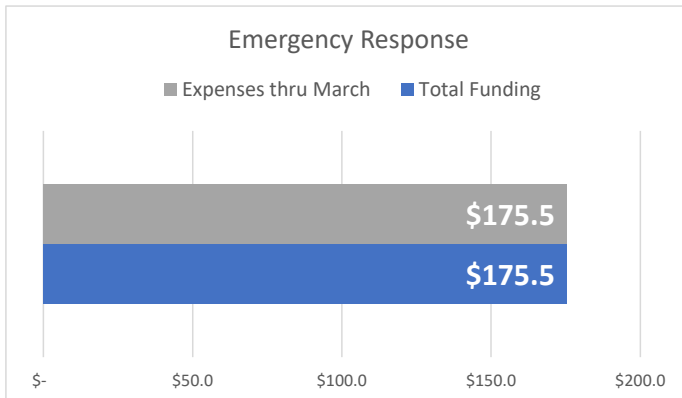
- 1 The unfavorable variance is due to note 3 and 5.
- 2 The variance is due to the spending in non-congregate sheltering. The City will be requesting the acceptance of additional reimbursement funding from FEMA in May.
- 3 COVID-19 surge impacted staffing levels that initially resulted in a delay in processing applications for the Emergency Housing Assistance Program. The processing of applications is estimated to be caught up by May 2022.
- 4 The variance in the spending is attributed to prioritizing the use of Other Federal Funds due to leveraging FEMA for the Homeless Shelter.
- 5 Favorable variance is due to actual enrollment taking longer than anticipated through March.

COVID-19 Emergency & Recovery & Resiliency Plan

Spending Plan by Program

City of San Antonio

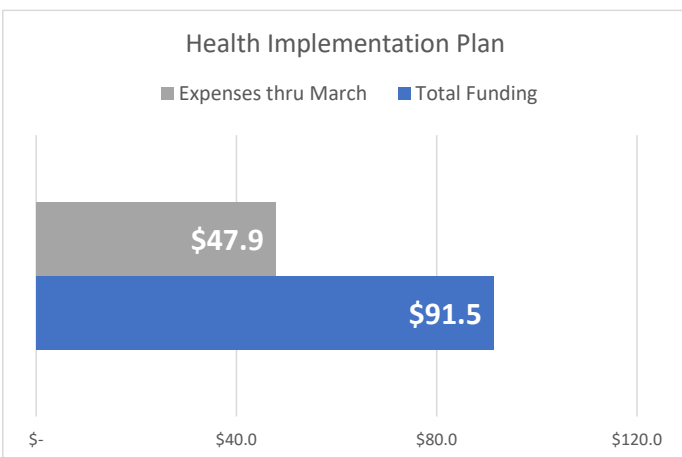
Emergency Response



Months Remaining to Spend \$0 Million

0 Months

Health Implementation Plan

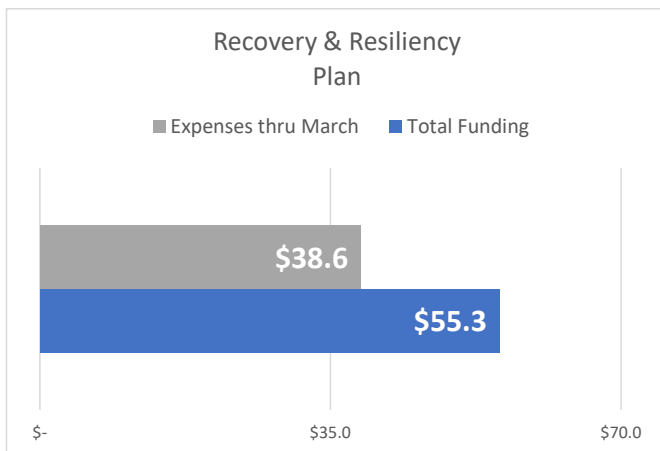


Months Remaining to Spend \$43.6 Million

27* Months

*Vaccine Grant thru June 2024

Recovery & Resiliency Plan - Workforce Development



Months Remaining to Spend \$16.7 Million

16* Months

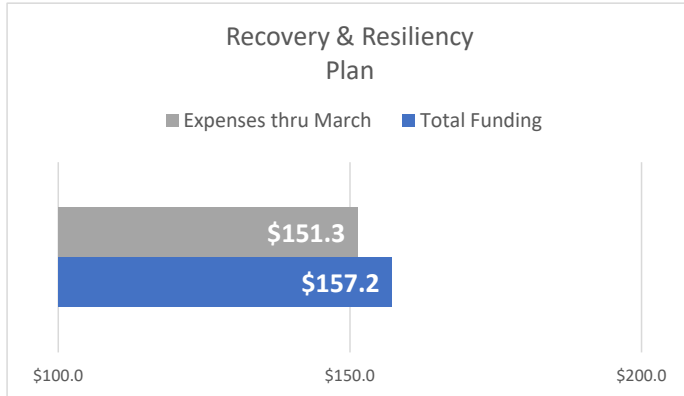
*Participants enrolled by December 2021 may be served through July 2023.

COVID-19 Emergency & Recovery & Resiliency Plan

Spending Plan by Program

City of San Antonio

Recovery & Resiliency Plan - Housing Security EHAP Ph 1-4

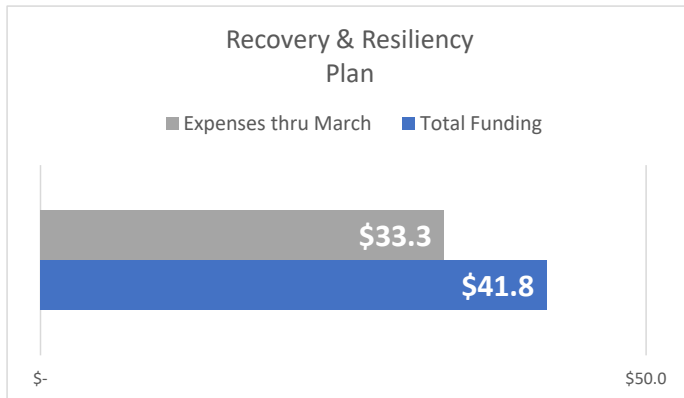


Months Remaining to Spend \$5.9 Million

2* Months

*Accepting applications through March 1, 2022;
Processing through May 2022.

Recovery & Resiliency Plan - Housing Security

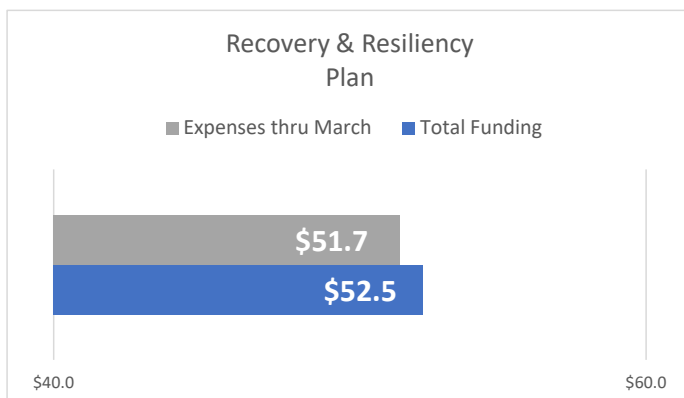


Months Remaining to Spend \$8.5 Million

6* Months

*Utilize FEMA Grant first to extend ESG
Homeless Sheltering is covered through Sept 2022

Recovery & Resiliency Plan - Small Business



Months Remaining to Spend \$0.8 Million

6* Months

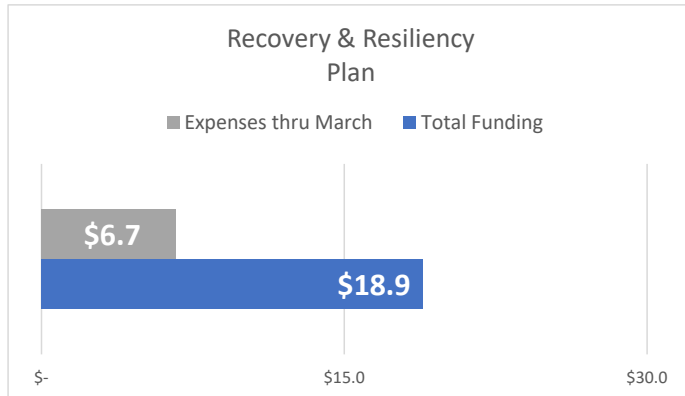
*Participants enrolled by December 2021 may be served through April 2022.

COVID-19 Emergency & Recovery & Resiliency Plan

Spending Plan by Program

City of San Antonio

Recovery & Resiliency Plan - Digital Inclusion

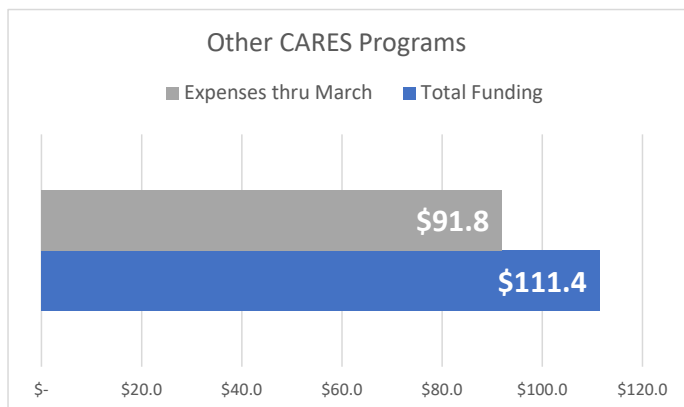


Months Remaining to Spend \$12.2 Million

4* Months

*Substantially complete by July 2022 due to supply chain issues;
Est. \$8.4M in savings

Other CARES Programs



Months Remaining to Spend \$19.5 Million

30* Months

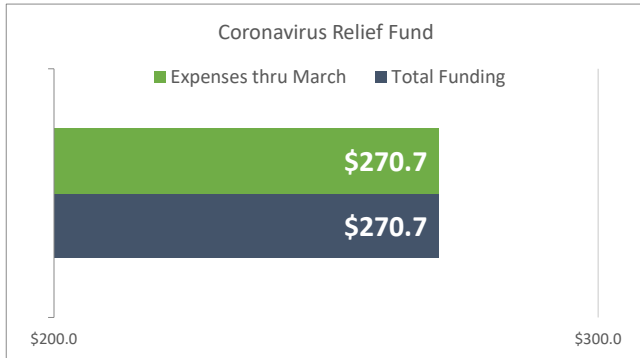
* Varies by grant: Airport thru Sept 2023

COVID-19 Emergency & Recovery & Resiliency Plan

Spending Plans by Funding Source

City of San Antonio

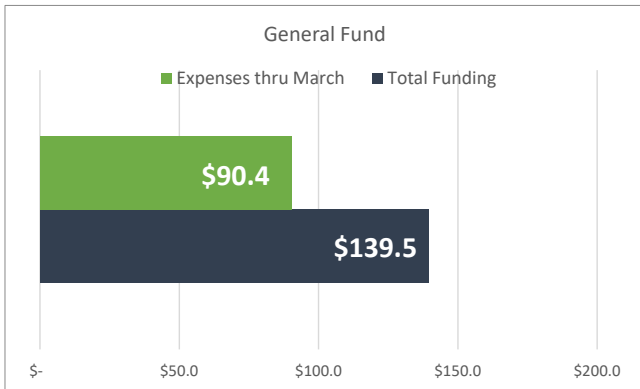
Coronavirus Relief Fund - \$ in Millions



Months Remaining to Spend \$0 Million

0 Months

General Fund



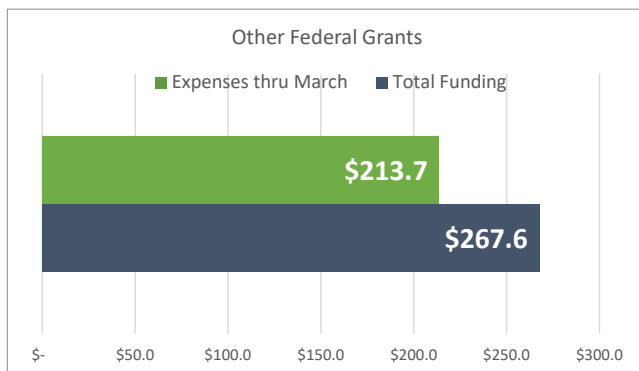
Months Remaining to Spend \$49 Million

16* Months

Notes:

- 1) Health Implementation Plan (HIP) thru FY22 - Anticipate \$16.7M in savings that will be reallocated to SA Forward.
- 2) Work Force Development budget planned thru FY21 - participants enrolled by December 2021 may be served through July 2023.
- 3) Digital Inclusion expenses projected through July 2022 - Anticipated \$8.4M in savings.

Other Federal Grants



Months Remaining to Spend \$54 Million

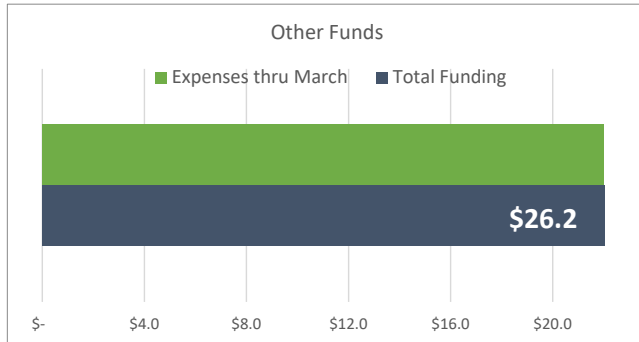
30* Months

COVID-19 Emergency & Recovery & Resiliency Plan

Spending Plans by Funding Source

City of San Antonio

Other Funds (TIRZ, SA Housing Trust, Bexar County Agreement, Donations)



Months Remaining to Spend \$4.2 Million

2* Months

Notes:

*Bexar County EHAP funding to be spent through May 2022;
\$3.8M approved by City Council in February 2022