

COVID-19 Emergency Response and Recovery & Resiliency



Financial Report January 2023

Prepared by the Finance Department
January 2023

COVID-19 Recovery & Resiliency Plan

January 2023 Financial Report

TABLE OF CONTENTS

<u>Title</u>	<u>Page</u>
Summary of Revenues & Expenses	1
Emergency Response	2
Health Implementation Plan	3
Recovery & Resiliency Plan	4
Other Programs	5
Variance Explanations	6
Spending Plans	7 - 11

All financial data is from the City's financial management system. This is an unaudited financial report.

COVID-19 Emergency Response and Recovery & Resiliency Plan

January 2023 Financial Report

City of San Antonio

	Revised Budget	Plan thru January	Actuals thru January	Variance	% Spent
REVENUES BY FUNDING SOURCE					
Coronavirus Relief Fund (CRF)	\$ 269,983,717	\$ 269,983,717	\$ 269,983,717	\$ -	100%
1 CRF Program Income	1,569,311	1,569,311	1,650,183	80,872	105%
General Fund	138,343,494	138,343,494	138,343,494	-	100%
TIRZ	4,036,233	4,036,233	4,036,233	-	100%
San Antonio Housing Trust	6,000,000	6,000,000	6,000,000	-	100%
2 FEMA Reimbursement	18,732,432	18,732,432	17,909,816	(822,616)	96%
3 Bexar County Emergency Housing Agreement	14,617,196	14,616,078	14,492,339	(123,739)	99%
4 Other Federal Grants	274,391,218	235,373,538	234,974,456	(399,082)	86%
Donations	242,283	242,283	242,283	-	100%
Total Resources	\$ 727,915,884	\$ 688,897,086	\$ 687,632,521	\$ (1,264,565)	94%
EXPENSES BY PROGRAM					
Emergency Response					
Eligible Payroll, Protective Equipment & Supplies	\$ 175,459,168	\$ 175,459,168	\$ 175,459,168	\$ -	100%
Health Implementation Plan					
Metro Health	\$ 27,704,411	\$ 27,704,411	\$ 27,704,411	\$ -	100%
Fire	5,332,360	5,332,360	5,332,360	-	100%
COVID-19 Vaccinations	37,871,833	23,047,054	22,968,624	78,430	61%
Sub-total	\$ 70,908,604	\$ 56,083,825	\$ 56,005,395	\$ 78,430	79%
Recovery & Resiliency					
Workforce Development	\$ 50,009,380	\$ 47,503,129	\$ 47,503,129	\$ -	95%
Housing Security EHAP Ph 1-4	166,503,593	166,254,752	166,281,849	(27,097)	100%
5 Housing Security (not including EHAP)	47,333,661	44,332,896	43,519,472	813,424	92%
Small Business	51,814,585	51,814,585	51,814,585	-	100%
Digital Inclusion	17,080,697	17,080,697	17,080,697	-	100%
Sub-total	\$ 332,741,916	\$ 326,986,059	\$ 326,199,732	\$ 786,327	98%
Other CARES/CRRSA Programs					
Airport	\$ 55,128,694	\$ 44,856,028	\$ 44,875,635	\$ (19,607)	81%
Child Care Services Program	41,994,903	41,994,903	41,994,903	-	100%
6 Public Safety	5,515,136	5,515,136	4,629,572	885,564	84%
Head Start and Early Head Start	3,971,435	3,231,281	3,158,113	73,168	80%
Senior Nutrition	1,323,060	1,323,060	1,323,060	-	100%
7 Health	17,527,443	11,458,835	9,608,271	1,850,564	55%
Other	291,526	291,526	291,526	-	100%
Sub-total	\$ 125,752,197	\$ 108,670,769	\$ 105,881,080	\$ 2,789,689	84%
SA Forward (Transfer to General Fund)	\$ 15,413,545	\$ 15,413,545	\$ 15,413,545	\$ -	100%
Community Safety Programs (Transfer to General Fund)	\$ 3,509,476	\$ 3,509,476	\$ 3,509,476	\$ -	100%
Reserve for FEMA Reimbursement	\$ 4,130,978	\$ -	\$ -	\$ -	0%
Total Expenditures	\$ 727,915,884	\$ 686,122,842	\$ 682,468,396	\$ 3,654,446	94%

COVID-19 Emergency Response and Recovery & Resiliency Plan

January 2023 Financial Report

City of San Antonio

	Revised Budget	Plan thru January	Actuals thru January	Variance	% Spent
--	----------------	-------------------	----------------------	----------	---------

EMERGENCY RESPONSE

Eligible Payroll					
Fire Payroll	\$ 143,403,064	\$ 143,403,064	\$ 143,403,064	\$ -	100%
Health Payroll	3,633,560	3,633,560	3,633,560	-	100%
Police Payroll	2,419,263	2,419,263	2,419,263	-	100%
All Other Departments	12,424,775	12,424,775	12,424,775	-	100%
City PPE & Supplies	9,830,521	9,830,521	9,830,521	-	100%
EOC Operations & Isolation Units	2,338,480	2,338,480	2,338,480	-	100%
Solid Waste Excess Tonnage	1,409,505	1,409,505	1,409,505	-	100%
Total City Emergency Response	\$ 175,459,168	\$ 175,459,168	\$ 175,459,168	\$ -	100%

COVID-19 Emergency Response and Recovery & Resiliency Plan

January 2023 Financial Report

City of San Antonio

	Revised Budget	Plan thru January	Actuals thru January	Variance	% Spent
--	----------------	-------------------	----------------------	----------	---------

HEALTH IMPLEMENTATION PLAN

Metro Health Department

COVID-19 Project Management	\$ 4,633,772	\$ 4,633,772	\$ 4,633,772	\$ -	100%
COVID-19 Testing Task Force	9,177,603	9,177,603	9,177,603	-	100%
COVID-19 Main COVID Hotline	62,411	62,411	62,411	-	100%
COVID-19 Media Relations & Communication	2,339,604	2,339,604	2,339,604	-	100%
COVID-19 Community Health & Prevention	403,092	403,092	403,092	-	100%
COVID-19 Data Management	603,093	603,093	603,093	-	100%
COVID-19 COVID Case Investigation Team	8,152,169	8,152,169	8,152,169	-	100%
COVID-19 Contact Tracing	789,332	789,332	789,332	-	100%
COVID-19 Congregate Settings	807,438	807,438	807,438	-	100%
COVID-19 Provider Hotline	47,624	47,624	47,624	-	100%
COVID-19 Provider Relations & Epi Hotline	105,839	105,839	105,839	-	100%
COVID-19 PHEP Support	138,129	138,129	138,129	-	100%
COVID-19 Research	434,128	434,128	434,128	-	100%
COVID-19 Mass Vaccination Clinic	10,177	10,177	10,177	-	100%
Total	\$ 27,704,411	\$ 27,704,411	\$ 27,704,411	\$ -	100%

HEALTH IMPLEMENTATION PLAN

Fire Department

Decontamination Equipment	\$ 76,880	\$ 76,880	\$ 76,880	\$ -	100%
Fire & EMS Vehicle Equipment	300,853	300,853	300,853	-	100%
MIH Equipment	300,051	300,051	300,051	-	100%
MIH Medications	1,087	1,087	1,087	-	100%
Protective Personnel Equipment	301,305	301,305	301,305	-	100%
SAFD First Responder Payroll	3,737,838	3,737,838	3,737,838	-	100%
Testing Mobile Unit	614,346	614,346	614,346	-	100%
Total	\$ 5,332,360	\$ 5,332,360	\$ 5,332,360	\$ -	100%

COVID-19 VACCINATION PLAN

Fire & Metro Health Department

COVID-19 Mass Vaccinations	\$ 11,979,955	\$ 11,020,835	\$ 11,020,835	\$ -	92%
Mobile Vaccinations	24,468,934	10,637,521	10,559,091	78,430	43%
Homebound Vaccinations	1,422,944	1,388,698	1,388,698	-	98%
Total	\$ 37,871,833	\$ 23,047,054	\$ 22,968,624	\$ 78,430	61%

SA Forward

Metro Health Department

City Tower 5th Floor Build Out	\$ 5,897,583	\$ 5,897,583	\$ 5,897,583	\$ -	100%
SA Forward Year 1 (Transfer to General Fund)	1,624,910	1,624,910	1,624,910	-	100%
SA Forward (Transfer to General Fund)	7,891,052	7,891,052	7,891,052	-	100%
Total	\$ 15,413,545	\$ 15,413,545	\$ 15,413,545	\$ -	100%

COVID-19 Emergency Response and Recovery & Resiliency Plan

January 2023 Financial Report

City of San Antonio

	Revised Budget	Plan thru January	Actuals thru January	Variance	% Spent
--	----------------	-------------------	----------------------	----------	---------

WORKFORCE DEVELOPMENT

WF Dev Training & Development	\$ 49,808,736	\$ 47,302,485	\$ 47,302,485	\$ -	95%
WF Dev Childcare	200,644	200,644	200,644	-	100%
Total	\$ 50,009,380	\$ 47,503,129	\$ 47,503,129	\$ -	95%

HOUSING SECURITY

Housing Sec Domestic Violence	\$ 2,467,318	\$ 2,467,318	\$ 2,467,318	\$ -	100%
Housing Sec Fam Ind Initiative	3,967,514	3,967,514	3,967,514	-	100%
Housing Sec Fin Recovery Hub	3,518,587	3,518,587	3,518,587	-	100%
Housing Sec D2D Engagement	117,745	117,745	117,745	-	100%
Housing Sec Homeless Shelter	35,302,337	32,495,697	31,607,824	887,873	90%
Housing Sec COVID Migrant Operation	13,198	13,198	13,198	-	100%
Emergency Housing Assistance (Ph1 to 4)	166,503,593	166,254,752	166,281,849	(27,097)	100%
Housing Sec Rec Resource Center	187,563	187,563	187,563	-	100%
Housing Sec Right to Counsel	747,620	553,495	627,944	(74,449)	84%
Housing Sec Utility Assistance	411,779	411,779	411,779	-	100%
Housing Sec TX Eviction Diversion Program	600,000	600,000	600,000	-	100%
Total	\$ 213,837,254	\$ 210,587,648	\$ 209,801,321	\$ 786,327	98%

SMALL BUSINESS

Small Biz Microbiz Support	\$ 32,000,000	\$ 32,000,000	\$ 32,000,000	\$ -	100%
Small Biz Hospitality Grants	13,936,743	13,936,743	13,936,743	-	100%
Small Biz D2D Engagement	922,958	922,958	922,958	-	100%
Small Biz Prot Equip & Sanitizer	1,927,811	1,927,811	1,927,811	-	100%
Small Biz Fin Recovery Hub	200,000	200,000	200,000	-	100%
Small Biz Job Training	220,915	220,915	220,915	-	100%
Small Biz Arts Support	2,606,158	2,606,158	2,606,158	-	100%
Total	\$ 51,814,585	\$ 51,814,585	\$ 51,814,585	\$ -	100%

DIGITAL INCLUSION

Dig Inc Core Inf & Fiber Connections	\$ 743,456	\$ 743,456	\$ 743,456	\$ -	100%
Dig Inc Network Access & Wireless Mesh	12,725,067	12,725,067	12,725,067	-	100%
Dig Inc Student Home Connection	3,338,802	3,338,802	3,338,802	-	100%
Dig Inc Recovery Portal	273,372	273,372	273,372	-	100%
Total	\$ 17,080,697	\$ 17,080,697	\$ 17,080,697	\$ -	100%

COVID-19 Emergency Response and Recovery & Resiliency Plan

January 2023 Financial Report

City of San Antonio

	Revised Budget	Plan thru January	Actuals thru January	Variance	% Spent
AIRPORT					
CARES Act Airports - Operating	\$ 39,708,109	\$ 30,541,520	\$ 30,541,520	\$ -	77%
CARES Act Airports - Capital	4,165,607	3,089,530	3,109,137	(19,607)	75%
CARES Act Airports - Stinson	30,000	-	-	-	0%
CRRSA Aviation - Operating	10,092,025	10,092,025	10,092,025	-	100%
CRRSA Aviation - Stinson	57,162	57,162	57,162	-	100%
CRRSA Aviation - Concessions	1,075,791	1,075,791	1,075,791	-	100%
Total	\$ 55,128,694	\$ 44,856,028	\$ 44,875,635	\$ (19,607)	81%
CHILD CARE AND DEVELOPMENT BLOCK GRANT					
Child Care and Development Block Grant 2021	\$ 27,326,312	\$ 27,326,312	\$ 27,326,312	\$ -	100%
Child Care and Development Block Grant 2022	14,668,591	14,668,591	14,668,591	-	100%
Total	\$ 41,994,903	\$ 41,994,903	\$ 41,994,903	\$ -	100%
PUBLIC SAFETY					
Public Safety - Byrne JAG	\$ 2,331,581	\$ 2,331,581	\$ 1,446,017	\$ 885,564	62%
EMS - Relief Fund for Healthcare Providers	148,707	148,707	148,707	-	100%
Coronavirus Emergency Supplemental Funding Program	2,688,293	2,688,293	2,688,293	-	100%
Assistance to Firefighters - COVID-19 Supplemental	346,555	346,555	346,555	-	100%
Total	\$ 5,515,136	\$ 5,515,136	\$ 4,629,572	\$ 885,564	84%
HEAD START & EARLY HEAD START					
Head Start 20-21 COVID-19	\$ 2,050,788	\$ 2,050,788	\$ 2,050,788	\$ -	100%
Head Start 21-23 COVID-19	1,010,960	270,806	331,704	(60,898)	33%
Head Start 22-23 COVID CF	603,211	603,211	479,093	124,118	79%
Early Head Start-CCP 19-20 COVID	189,822	189,822	189,822	-	100%
Early Head Start 22-23 COVID CF	20,835	20,835	10,887	9,948	52%
Early Head Start	95,819	95,819	95,819	-	100%
Total	\$ 3,971,435	\$ 3,231,281	\$ 3,158,113	\$ 73,168	80%
SENIOR NUTRITION GRANT					
FFCRA Senior Nutrition 19-2020	\$ 437,060	\$ 437,060	\$ 437,060	\$ -	100%
Senior Nutrition Program-CARES	886,000	886,000	886,000	-	100%
Total	\$ 1,323,060	\$ 1,323,060	\$ 1,323,060	\$ -	100%
HEALTH GRANTS					
Health COVID Epi & Laboratory Grant	\$ 4,115,851	\$ 2,105,443	\$ 2,016,014	\$ 89,429	49%
Health COVID Immunization Grant	617,269	545,799	390,360	155,439	63%
Health COVID Immunization Grant	929,009	625,950	644,207	(18,257)	69%
Community Health Workers HUB	4,800,000	3,809,778	3,092,799	716,979	64%
COVID-19 Health Literacy	3,999,933	1,350,848	1,337,867	12,981	33%
FEMA - Testing	293,303	293,303	293,303	-	100%
Racial and Ethnic Approaches to Community Health (REACH)	193,825	193,825	193,825	-	100%
REACH Supplemental	629,640	585,276	513,899	71,377	82%
FEMA - Regional Infusion Center	1,948,613	1,948,613	1,125,997	822,616	58%
Total	\$ 17,527,443	\$ 11,458,835	\$ 9,608,271	\$ 1,850,564	55%
OTHER GRANTS					
FY 2020 CSBG Program Supplemental	\$ 105,026	\$ 105,026	\$ 105,026	\$ -	100%
Other - Texas State Library Archives	50,000	50,000	50,000	-	100%
Other - Cities for Financial Empowerment	80,000	80,000	80,000	-	100%
Other - San Antonio Area Foundation COVID Grant	50,000	50,000	50,000	-	100%
Other - Humanities Texas Relief Grant	5,000	5,000	5,000	-	100%
Other- SABCC Donation to COVID-19 Response	1,500	1,500	1,500	-	100%
Total	\$ 291,526	\$ 291,526	\$ 291,526	\$ -	100%

COVID-19 Emergency Response and Recovery & Resiliency Plan

January 2023 Financial Report

City of San Antonio

Variance Explanations

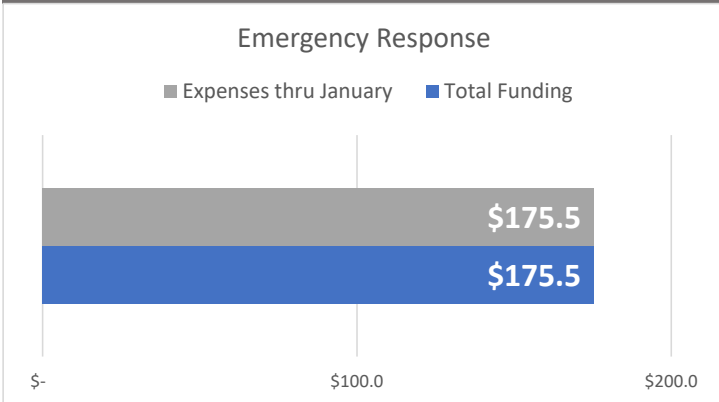
- 1 \$839K in program income earned through December 2022 was applied towards the Reserve for FEMA Reimbursement. The favorable variance is due to additional interest earned in January 2023.
- 2 The FEMA revenue variance is due to the Regional Infusion Center (RIC) program. The RIC was planned to run through December 2022 and closed August 2022.
- 3 The Bexar County Agreement revenue variance is due to revenues being received after this report. The City has an interlocal agreement with Bexar County for the Emergency Housing Assistance Program which provides rental and utility assistance due to the COVID-19 pandemic.
- 4 Reimbursements for the Health Literacy Program were submitted to the Centers for Disease Control in January and are expected to be received in February.
- 5 Favorable variance is due to delays in finalizing contract amendments for the Housing Security Homeless Shelter Program.
- 6 The Public Safety-Byrne JAG grant ended January 31, 2023. It is anticipated that the City will receive an additional \$80K in reimbursements. Thereafter, the program will be closed.
- 7 Of the favorable variance, \$822K is due to the FEMA – Regional Infusion Center closing sooner than anticipated, and \$717K is due to the development of second year contract negotiations for the Community Health Workers Hub program.

COVID-19 Emergency Response and Recovery & Resiliency Plan

Spending Plan by Program

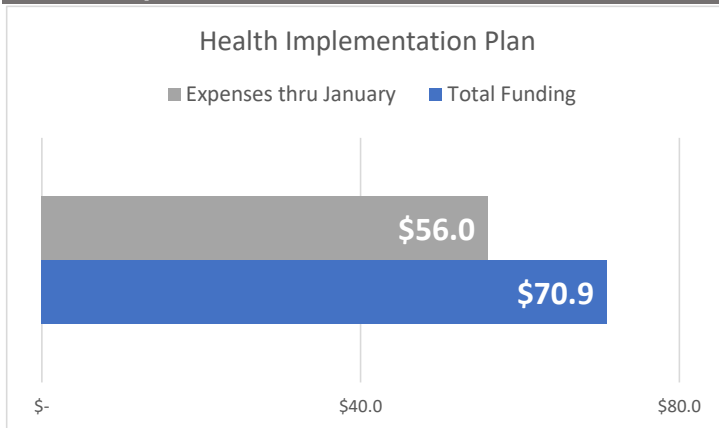
City of San Antonio

Emergency Response



Program Complete

Health Implementation Plan

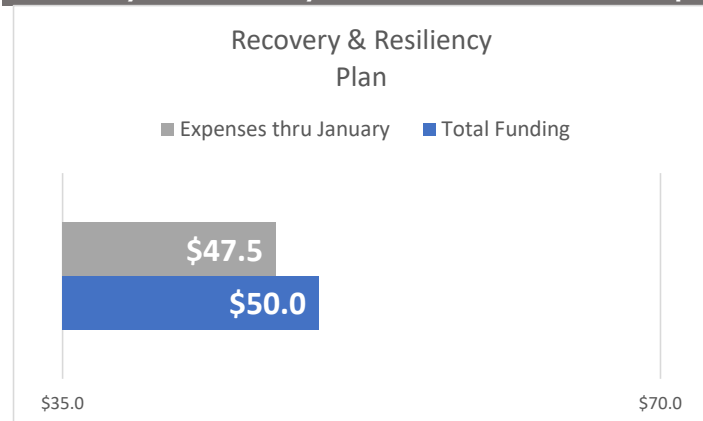


Months Remaining to Spend \$14.9 Million

17* Months

*Vaccine Grant thru June 2024

Recovery & Resiliency Plan - Workforce Development



Months Remaining to Spend \$2.5 Million

8* Months

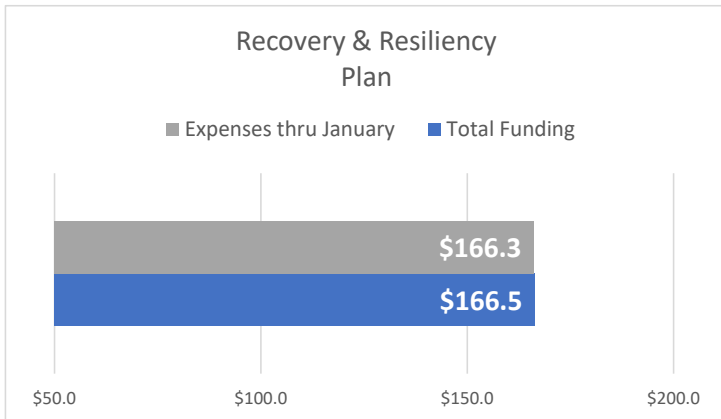
*Participants enrolled by December 2021 may be served through September 2023

COVID-19 Emergency Response and Recovery & Resiliency Plan

Spending Plan by Program

City of San Antonio

Recovery & Resiliency Plan - Housing Security EHAP Ph 1-4

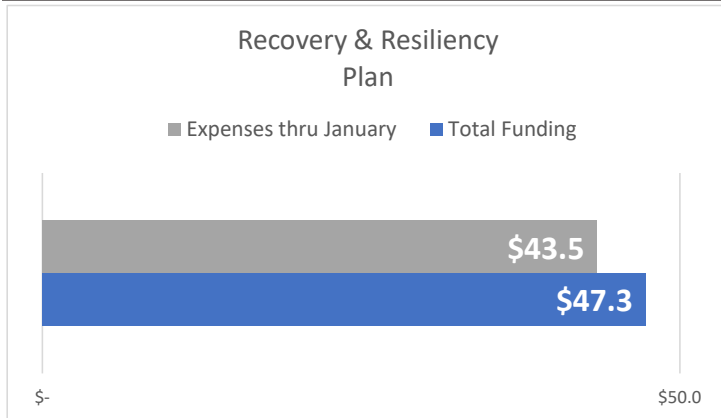


Months Remaining to Spend \$0.2 Million

8* Months

*Remaining funds Affordable Housing to be spent by September 30, 2023

Recovery & Resiliency Plan - Housing Security

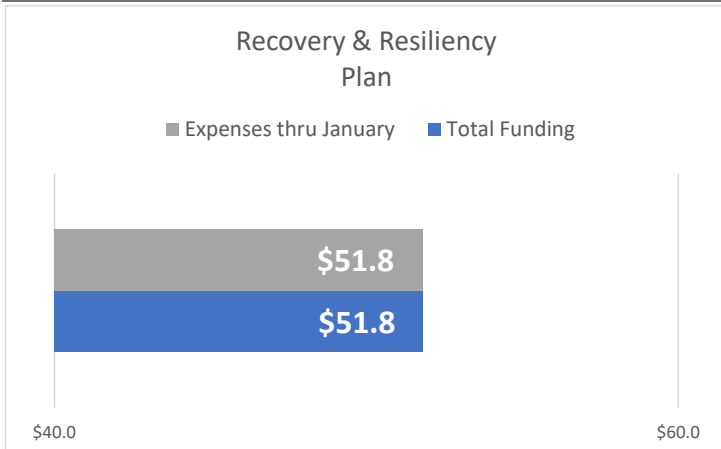


Months Remaining to Spend \$3.8 Million

8* Months

*Utilize FEMA Grant first to extend ESG
Homeless Sheltering is covered through September 2023

Recovery & Resiliency Plan - Small Business



Program Complete

COVID-19 Emergency Response and Recovery & Resiliency Plan

Spending Plan by Program

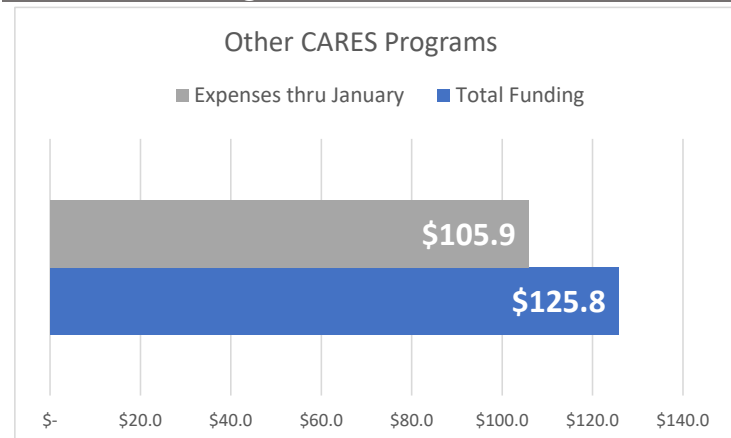
City of San Antonio

Recovery & Resiliency Plan - Digital Inclusion



Program Complete

Other CARES Programs



Months Remaining to Spend \$19.9 Million

20* Months

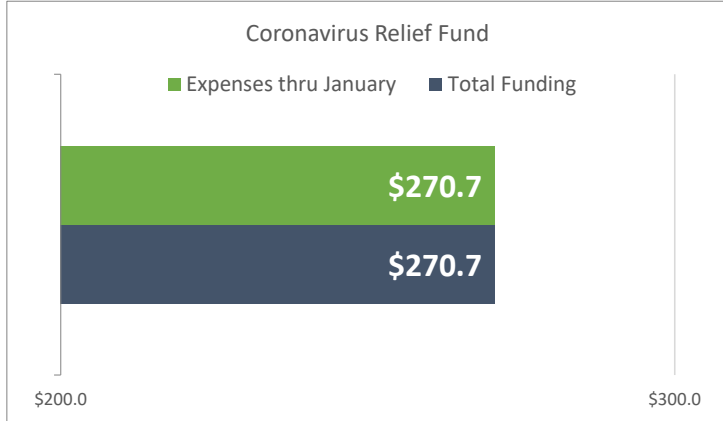
* Varies by grant: Airport through September 2024

COVID-19 Emergency Response and Recovery & Resiliency Plan

Spending Plans by Funding Source

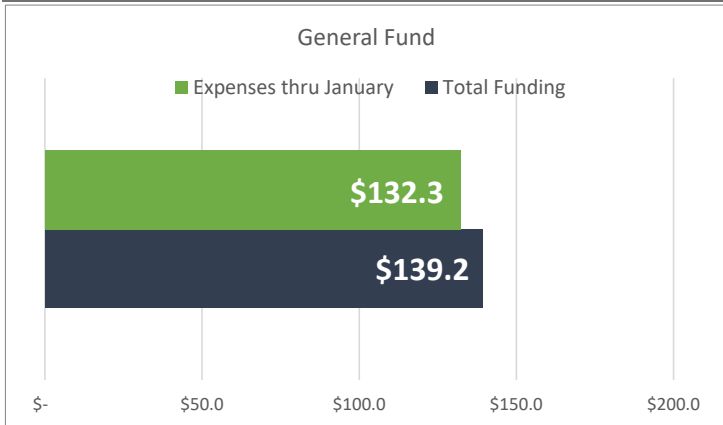
City of San Antonio

Coronavirus Relief Fund - \$ in Millions



Program Complete

General Fund



Months Remaining to Spend \$6.9 Million

7* Months

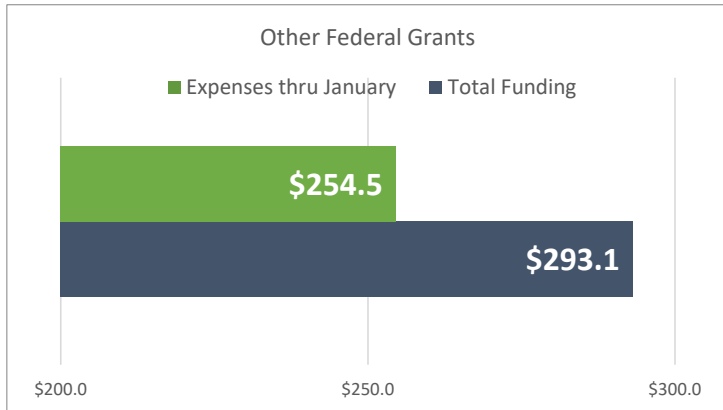
*Workforce Development budget planned through FY21 - participants enrolled by December 2021 may be served through September 2023

COVID-19 Emergency Response and Recovery & Resiliency Plan

Spending Plans by Funding Source

City of San Antonio

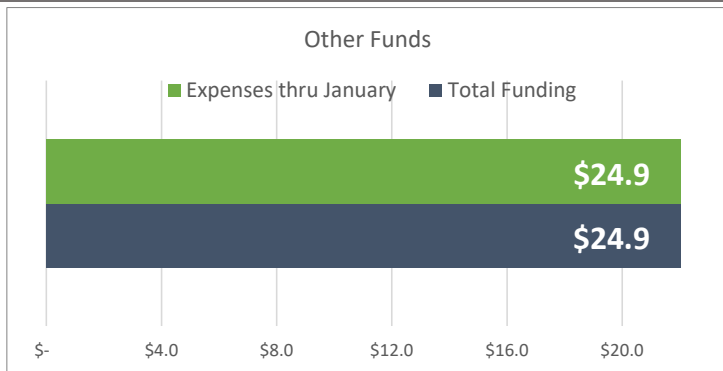
Other Federal Grants



Months Remaining to Spend \$38.6 Million

20* Months

Public Safety Grants



Program Complete