

# COVID-19 Emergency Response and Recovery & Resiliency



---

## Financial Report November 2022

Prepared by the Finance Department  
November 2022

# COVID-19 Recovery & Resiliency Plan

## November 2022 Financial Report

### TABLE OF CONTENTS

<u>Title</u>	<u>Page</u>
Summary of Revenues & Expenses	1
Emergency Response	2
Health Implementation Plan	3
Recovery & Resiliency Plan	4
Other Programs	5
Variance Explanations	6
Spending Plans	7 - 11

All financial data is from the City's financial management system. This is an unaudited financial report.

# COVID-19 Emergency & Recovery & Resiliency Plan

November 2022 Financial Report

City of San Antonio

	Revised Budget	Plan thru November	Actuals thru November	Variance	% Spent
<b>REVENUES BY FUNDING SOURCE</b>					
1	Coronavirus Relief Fund (CRF)	\$ 269,983,717	\$ 269,983,717	\$ 269,983,717	\$ - 100%
	CRF Program Income	729,561	729,561	1,486,598	757,037 204%
	General Fund	139,935,881	139,935,881	139,935,881	- 100%
	TIRZ	4,036,233	4,036,233	4,036,233	- 100%
	San Antonio Housing Trust	6,000,000	6,000,000	6,000,000	- 100%
2	FEMA Reimbursement	22,497,434	22,497,434	16,565,892	(5,931,542) 74%
3	Bexar County Agreement	14,617,196	14,617,196	10,492,339	(4,124,857) 72%
	Other Federal Grants*	274,370,380	230,050,746	232,016,984	1,966,238 85%
	Donations	242,283	242,283	242,283	- 100%
	<b>Total Resources</b>	<b>\$ 732,412,686</b>	<b>\$ 688,093,051</b>	<b>\$ 680,759,926</b>	<b>\$ (7,333,124) 93%</b>
* Received an additional \$1.97M in ERA 1 funds					
<b>EXPENSES BY PROGRAM</b>					
<b>Emergency Response</b>					
	Eligible Payroll, Protective Equipment & Supplies	\$ 175,459,168	\$ 175,459,168	\$ 175,458,290	\$ 878 100%
<b>Health Implementation Plan</b>					
	Metro Health	\$ 26,315,754	\$ 26,315,754	\$ 26,315,754	\$ - 100%
	Fire	5,332,360	5,332,360	5,332,360	- 100%
	COVID-19 Vaccinations	41,823,250	26,027,560	21,954,812	4,072,748 52%
	FY 23 IT Assessment Alamodome	1,388,657	1,388,657	1,388,657	- 100%
4	SA Forward	15,413,545	15,413,545	7,522,493	7,891,052 49%
	<b>Sub-total</b>	<b>\$ 90,273,565</b>	<b>\$ 74,477,876</b>	<b>\$ 62,514,076</b>	<b>\$ 11,963,800 69%</b>
<b>Recovery &amp; Resiliency</b>					
5	Workforce Development	\$ 55,335,705	\$ 51,787,650	\$ 46,461,325	\$ 5,326,325 84%
	Housing Security EHAP Ph 1-4	166,503,116	165,234,312	165,323,399	(89,087) 99%
6	Housing Security (not including EHAP)	47,735,926	44,150,621	43,628,015	522,606 91%
7	Small Business	52,456,283	52,456,283	51,814,585	641,698 99%
8	Digital Inclusion	18,897,546	18,322,823	17,080,325	1,242,498 90%
	<b>Sub-total</b>	<b>\$ 340,928,577</b>	<b>\$ 331,951,689</b>	<b>\$ 324,307,648</b>	<b>\$ 7,644,040 95%</b>
<b>Other CARES/CRRSA Programs</b>					
	Airport	\$ 55,128,694	\$ 43,399,404	\$ 43,399,404	\$ - 79%
	Child Care Services Program	41,994,903	41,994,903	41,994,903	- 100%
	Public Safety	5,515,136	4,679,338	4,601,112	78,226 83%
	Head Start and Early Head Start	3,950,600	2,936,729	2,969,299	(32,570) 75%
	Senior Nutrition	1,323,060	1,323,060	1,323,060	- 100%
9	Health	17,547,458	9,989,200	9,181,837	807,364 52%
	Other	291,526	291,526	291,526	- 100%
	<b>Sub-total</b>	<b>\$ 125,751,376</b>	<b>\$ 104,614,160</b>	<b>\$ 103,761,140</b>	<b>\$ 853,019 83%</b>
	<b>Total Expenditures</b>	<b>\$ 732,412,686</b>	<b>\$ 686,502,892</b>	<b>\$ 666,041,154</b>	<b>\$ 20,461,738 91%</b>

# COVID-19 Emergency & Recovery & Resiliency Plan

November 2022 Financial Report

City of San Antonio

	Budget	Plan thru November	Actuals thru November	Variance	% Spent
<b>EMERGENCY RESPONSE</b>					
<b>Eligible Payroll</b>					
Fire Payroll	\$ 143,403,064	\$ 143,403,064	\$ 143,403,064	\$ -	100%
Health Payroll	3,633,560	3,633,560	3,633,560	-	100%
Police Payroll	2,419,263	2,419,263	2,419,263	-	100%
All Other Departments	12,424,775	12,424,775	12,424,775	-	100%
<b>City PPE &amp; Supplies</b>	9,830,521	9,830,521	9,829,643	878	100%
<b>EOC Operations &amp; Isolation Units</b>	2,338,480	2,338,480	2,338,480	-	100%
<b>Solid Waste Excess Tonnage</b>	1,409,505	1,409,505	1,409,505	-	100%
<b>Total City Emergency Response</b>	<b>\$ 175,459,168</b>	<b>\$ 175,459,168</b>	<b>\$ 175,458,290</b>	<b>\$ 878</b>	<b>100%</b>

# COVID-19 Emergency & Recovery & Resiliency Plan

November 2022 Financial Report

City of San Antonio

	Budget	Plan thru November	Actuals thru November	Variance	% Spent
<b>HEALTH IMPLEMENTATION PLAN</b>					
<b>Metro Health Department</b>					
COVID-19 Project Management	\$ 4,633,771	\$ 4,633,771	\$ 4,633,771	\$ -	100%
COVID-19 Testing Task Force	7,788,946	7,788,946	7,788,946	-	100%
COVID-19 Main COVID Hotline	62,411	62,411	62,411	-	100%
COVID-19 Media Relations & Communication	2,339,604	2,339,604	2,339,604	-	100%
COVID-19 Community Health & Prevention	403,092	403,092	403,092	-	100%
COVID-19 Data Management	603,093	603,093	603,093	-	100%
COVID-19 COVID Case Investigation Team	8,152,169	8,152,169	8,152,169	-	100%
COVID-19 Contact Tracing	789,332	789,332	789,332	-	100%
COVID-19 Congregate Settings	807,438	807,438	807,438	-	100%
COVID-19 Provider Hotline	47,624	47,624	47,624	-	100%
COVID-19 Provider Relations & Epi Hotline	105,839	105,839	105,839	-	100%
COVID-19 PHEP Support	138,129	138,129	138,129	-	100%
COVID-19 Research	434,128	434,128	434,128	-	100%
COVID-19 Mass Vaccination Clinic	10,177	10,177	10,177	-	100%
<b>Total</b>	<b>\$ 26,315,754</b>	<b>\$ 26,315,754</b>	<b>\$ 26,315,754</b>	<b>\$ -</b>	<b>100%</b>

<b>HEALTH IMPLEMENTATION PLAN</b>					
<b>Fire Department</b>					
Decontamination Equipment	\$ 76,880	\$ 76,880	\$ 76,880	\$ -	100%
Fire & EMS Vehicle Equipment	300,853	300,853	300,853	-	100%
MIH Equipment	300,051	300,051	300,051	-	100%
MIH Medications	1,087	1,087	1,087	-	100%
Protective Personnel Equipment	301,305	301,305	301,305	-	100%
SAFD First Responder Payroll	3,737,838	3,737,838	3,737,838	-	100%
Testing Mobile Unit	614,346	614,346	614,346	-	100%
<b>Total</b>	<b>\$ 5,332,360</b>	<b>\$ 5,332,360</b>	<b>\$ 5,332,360</b>	<b>\$ -</b>	<b>100%</b>

<b>COVID-19 VACCINATION PLAN</b>					
<b>Fire &amp; Metro Health Department</b>					
COVID-19 Mass Vaccinations	\$ 13,025,987	\$ 11,917,322	\$ 10,888,537	\$ 1,028,785	84%
Mobile Vaccinations	24,468,934	9,816,155	9,677,577	138,578	40%
Homebound Vaccinations	4,328,329	4,294,083	1,388,698	2,905,385	32%
<b>Total</b>	<b>\$ 41,823,250</b>	<b>\$ 26,027,560</b>	<b>\$ 21,954,812</b>	<b>\$ 4,072,748</b>	<b>52%</b>

<b>Metro Health Department</b>					
FY 23 SAMHD IT Assessment	\$ 1,388,657	\$ 1,388,657	\$ 1,388,657	\$ -	100%
<b>Total</b>	<b>\$ 1,388,657</b>	<b>\$ 1,388,657</b>	<b>\$ 1,388,657</b>	<b>\$ -</b>	<b>100%</b>

<b>SA FORWARD</b>					
<b>Metro Health Department</b>					
City Tower 5th Floor Build Out	\$ 5,897,583	\$ 5,897,583	\$ 5,897,583	\$ -	100%
HIP Year 1	1,624,910	1,624,910	1,624,910	-	100%
Available Balance	7,891,052	7,891,052	-	7,891,052	0%
<b>Total</b>	<b>\$ 15,413,545</b>	<b>\$ 15,413,545</b>	<b>\$ 7,522,493</b>	<b>\$ 7,891,052</b>	<b>49%</b>

# COVID-19 Emergency & Recovery & Resiliency Plan

November 2022 Financial Report

City of San Antonio

	Budget	Plan thru November	Actuals thru November	Variance	% Spent
<b>WORKFORCE DEVELOPMENT</b>					
WF Dev Training & Development	\$ 55,135,061	\$ 51,587,006	\$ 46,260,681	\$ 5,326,325	84%
WF Dev Childcare	200,644	200,644	200,644	-	100%
<b>Total</b>	<b>\$ 55,335,705</b>	<b>\$ 51,787,650</b>	<b>\$ 46,461,325</b>	<b>\$ 5,326,325</b>	<b>84%</b>

<b>HOUSING SECURITY</b>					
Housing Sec Domestic Violence	\$ 3,300,000	\$ 3,300,000	\$ 2,467,318	\$ 832,682	75%
Housing Sec Fam Ind Initiative	3,967,514	3,967,514	3,967,514	-	100%
Housing Sec Fin Recovery Hub	3,518,587	3,518,587	3,518,587	-	100%
Housing Sec D2D Engagement	117,745	117,745	117,745	-	100%
Housing Sec Homeless Shelter	34,871,920	31,480,740	31,716,785	(236,044)	91%
Housing Sec COVID Migrant Operation	13,198	13,198	13,198	-	100%
Emergency Housing Assistance (Ph1 to 4)	166,503,116	165,234,312	165,323,399	(89,087)	99%
Housing Sec Rec Resource Center	187,563	187,563	187,563	-	100%
Housing Sec Right to Counsel	747,620	553,495	627,526	(74,031)	84%
Housing Sec Utility Assistance	411,779	411,779	411,779	-	100%
Housing Sec TX Eviction Diversion Program	600,000	600,000	600,000	-	100%
<b>Total</b>	<b>\$ 214,239,042</b>	<b>\$ 209,384,933</b>	<b>\$ 208,951,414</b>	<b>\$ 433,520</b>	<b>98%</b>

<b>SMALL BUSINESS</b>					
Small Biz Microbiz Support	\$ 32,000,000	\$ 32,000,000	\$ 32,000,000	\$ -	100%
Small Biz Hospitality Grants	14,007,356	14,007,356	13,936,743	70,613	99%
Small Biz D2D Engagement	922,958	922,958	922,958	-	100%
Small Biz Prot Equip & Sanitizer	1,927,811	1,927,811	1,927,811	-	100%
Small Biz Fin Recovery Hub	200,000	200,000	200,000	-	100%
Small Biz Job Training	792,000	792,000	220,915	571,085	28%
Small Biz Arts Support	2,606,158	2,606,158	2,606,158	-	100%
<b>Total</b>	<b>\$ 52,456,283</b>	<b>\$ 52,456,283</b>	<b>\$ 51,814,585</b>	<b>\$ 641,698</b>	<b>99%</b>

<b>DIGITAL INCLUSION</b>					
Dig Inc Core Inf & Fiber Connections	\$ 960,000	\$ 743,456	\$ 743,456	\$ -	77%
Dig Inc Network Access & Wireless Mesh	12,966,015	12,902,273	12,724,800	177,473	98%
Dig Inc Student Home Connection	4,698,159	4,403,721	3,338,697	1,065,025	71%
Dig Inc Recovery Portal	273,372	273,372	273,372	-	100%
<b>Total</b>	<b>\$ 18,897,546</b>	<b>\$ 18,322,823</b>	<b>\$ 17,080,325</b>	<b>\$ 1,242,498</b>	<b>90%</b>

# COVID-19 Emergency & Recovery & Resiliency Plan

November 2022 Financial Report

City of San Antonio

	Budget	Plan thru November	Actuals thru November	Variance	% Spent
<b>AIRPORT</b>					
CARES Act Airports - Operating	\$ 39,708,109	\$ 30,541,520	\$ 30,541,520	\$ -	77%
CARES Act Airports - Capital	4,165,607	1,632,906	1,632,906	-	39%
CARES Act Airports - Stinson	30,000	-	-	-	0%
CRRSA Aviation - Operating	10,092,025	10,092,025	10,092,025	-	100%
CRRSA Aviation - Stinson	57,162	57,162	57,162	-	100%
CRRSA Aviation - Concessions	1,075,791	1,075,791	1,075,791	-	100%
<b>Total</b>	<b>\$ 55,128,694</b>	<b>\$ 43,399,404</b>	<b>\$ 43,399,404</b>	<b>\$ -</b>	<b>79%</b>
<b>CHILD CARE AND DEVELOPMENT BLOCK GRANT</b>					
Child Care and Development Block Grant 2021	\$ 27,326,312	\$ 27,326,312	\$ 27,326,312	\$ -	100%
Child Care and Development Block Grant 2022	14,668,591	14,668,591	14,668,591	-	0%
<b>Total</b>	<b>\$ 41,994,903</b>	<b>\$ 41,994,903</b>	<b>\$ 41,994,903</b>	<b>\$ -</b>	<b>100%</b>
<b>PUBLIC SAFETY</b>					
Public Safety - Byrne JAG	\$ 2,331,581	\$ 1,495,783	\$ 1,417,557	\$ 78,226	61%
EMS - Relief Fund for Healthcare Providers	148,707	148,707	148,707	-	100%
Coronavirus Emergency Supplemental Funding Program	2,688,293	2,688,293	2,688,293	-	100%
Assistance to Firefighters - COVID-19 Supplemental	346,555	346,555	346,555	-	100%
<b>Total</b>	<b>\$ 5,515,136</b>	<b>\$ 4,679,338</b>	<b>\$ 4,601,112</b>	<b>\$ 78,226</b>	<b>83%</b>
<b>HEAD START &amp; EARLY HEAD START</b>					
Head Start 20-21 COVID-19	\$ 2,050,788	\$ 2,050,788	\$ 2,050,788	\$ -	100%
Head Start 21-23 COVID-19	1,010,960	270,806	259,109	11,696	26%
Head Start 22-23 COVID CF	603,211	329,495	373,762	(44,267)	62%
Early Head Start-CCP 19-20 COVID	189,822	189,822	189,822	-	100%
Early Head Start	95,819	95,819	95,819	-	100%
<b>Total</b>	<b>\$ 3,950,600</b>	<b>\$ 2,936,729</b>	<b>\$ 2,969,299</b>	<b>\$ (32,570)</b>	<b>75%</b>
<b>SENIOR NUTRITION GRANT</b>					
FFCRA Senior Nutrition 19-2020	\$ 437,060	\$ 437,060	\$ 437,060	\$ -	100%
Senior Nutrition Program-CARES	886,000	886,000	886,000	-	100%
<b>Total</b>	<b>\$ 1,323,060</b>	<b>\$ 1,323,060</b>	<b>\$ 1,323,060</b>	<b>\$ -</b>	<b>100%</b>
<b>HEALTH GRANTS</b>					
Health COVID Epi & Laboratory Grant	\$ 4,115,851	\$ 1,917,489	\$ 1,853,982	\$ 63,507	45%
Health COVID Immunization Grant	617,269	389,373	390,360	(987)	63%
Health COVID Immunization Grant	929,009	625,950	637,775	(11,825)	69%
Community Health Workers HUB	4,800,000	3,513,731	2,717,546	796,185	57%
COVID-19 Health Literacy	3,999,933	501,626	1,455,149	(953,523)	36%
FEMA - Testing	209,176	209,176	293,303	(84,127)	140%
Racial and Ethnic Approaches to Community Health (REACH)	193,825	193,825	193,825	-	100%
REACH Supplemental	629,640	585,276	513,899	71,376	82%
FEMA - Regional Infusion Center	2,052,755	2,052,755	1,125,997	926,758	55%
<b>Total</b>	<b>\$ 17,547,458</b>	<b>\$ 9,989,200</b>	<b>\$ 9,181,837</b>	<b>\$ 807,364</b>	<b>52%</b>
<b>OTHER GRANTS</b>					
FY 2020 CSBG Program Supplemental	\$ 105,026	\$ 105,026	\$ 105,026	\$ -	100%
Other - Texas State Library Archives	50,000	50,000	50,000	-	100%
Other - Cities for Financial Empowerment	80,000	80,000	80,000	-	100%
Other - San Antonio Area Foundation COVID Grant	50,000	50,000	50,000	-	100%
Other - Humanities Texas Relief Grant	5,000	5,000	5,000	-	100%
Other- SABCC Donation to COVID-19 Response	1,500	1,500	1,500	-	100%
<b>Total</b>	<b>\$ 291,526</b>	<b>\$ 291,526</b>	<b>\$ 291,526</b>	<b>\$ -</b>	<b>100%</b>

# COVID-19 Emergency & Recovery & Resiliency Plan

November 2022 Financial Report

City of San Antonio

## Variance Explanations

- 1 \$730K of the Coronavirus Relief Fund program income was applied towards Personal Protective Equipment (Emergency Response) in January 2021. \$839K in additional program income is a result of interest earned from available cash balance.
  
- 2 The FEMA revenue variance is due to projections for the COVID-19 Testing and Treatment Center program running through December but ending in August to align with the lease for the space utilized. Additionally, the Metro Health Department received additional funding from the Centers for Disease Control for COVID-19 Vaccinations resulting in the closing of the FEMA portion of the Mass Vaccinations program. The COVID-19 Vaccinations Plan has administered 275,940 vaccinations, and hosted 1,367 Pop-up Clinic events.
  
- 3 The Bexar County Agreement revenue variance is due to revenues being received after this report. The City has an interlocal agreement with Bexar County for the Emergency Housing Assistance Program (EHAP) which provides relief to renters and homeowners experiencing emergency financial situations who are unable to pay their rent, mortgage, or utility bills due to the COVID-19 pandemic.
  
- 4 Favorable variance is due to savings related to the COVID-19 COVID Case Investigation Team, the COVID-19 Testing Task Force, COVID-19 Media Relations & Communication and the COVID-19 Mass Vaccination Clinic program. To date, these programs have administered 417,765 COVID-19 tests at the Freeman Coliseum and walk-up testing sites, as well as 737,842 tests through the Curative Kiosk, Community Lab sites, and mobile vans. Community education on COVID-19 prevention has been provided in person to 115,210 residents and with 443,019 door hangers that have been delivered to residents in marginalized neighborhoods. Additionally, 105,965,840 media impressions have been made through the media campaign.
  
- 5 Favorable variance is due to Workforce Development programs having fewer participants than projected. A total of 2,302 participants have completed the program and received a job, 5,488 have enrolled, and 101 participants received child care subsidies.
  
- 6 Favorable variance is due to savings related to Housing Security Domestic Violence Program. The program provided emergency assistance to 1,545 victims of domestic violence. Of this, 302 participants received emergency housing and 1,365 received H-E-B gift cards for necessities.
  
- 7 Favorable variance is due to savings related to Small Biz Job Training and Small Biz Hospitality Grants. The Small Biz Job Training program provided on-the-job training opportunities to 69 participants, and Hospitality Grants provided \$13 million in grants to 465 small businesses.
  
- 8 Favorable variance due to a reduced scope of work in the Student Home Connection Program. The program provided 1,662 wireless hotspots for immediate support to students adapting to remote learning as a result of the COVID-19 pandemic.
  
- 9 Favorable variance due to ongoing contract negotiations for the Community Health Workers Hub Program. The program will train and deploy community health workers to build and strengthen community resilience by addressing health disparities.

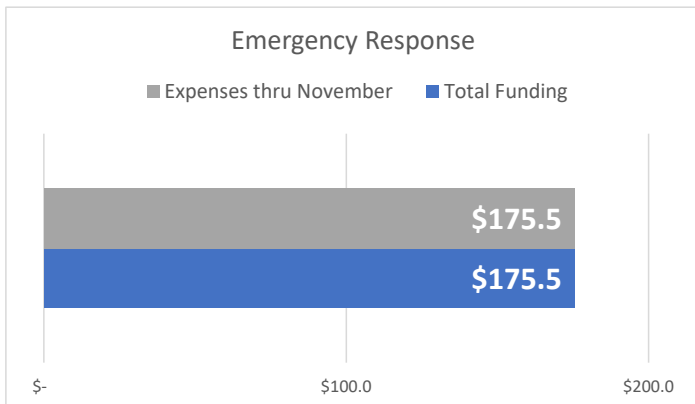


# COVID-19 Emergency & Recovery & Resiliency Plan

## Spending Plan by Program

City of San Antonio

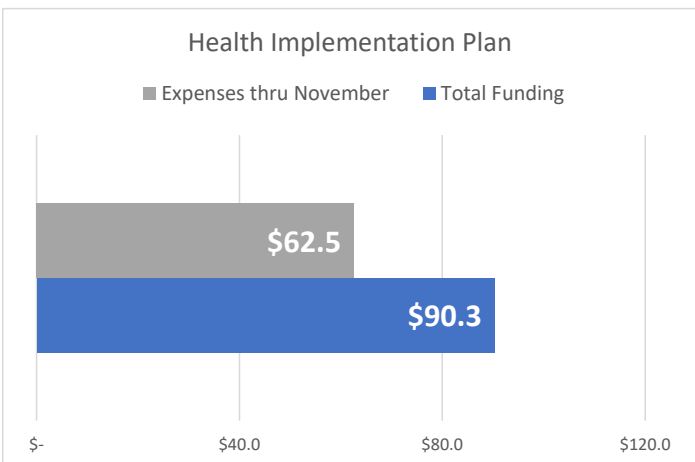
### Emergency Response



Months Remaining to Spend \$0 Million

**0 Months**

### Health Implementation Plan

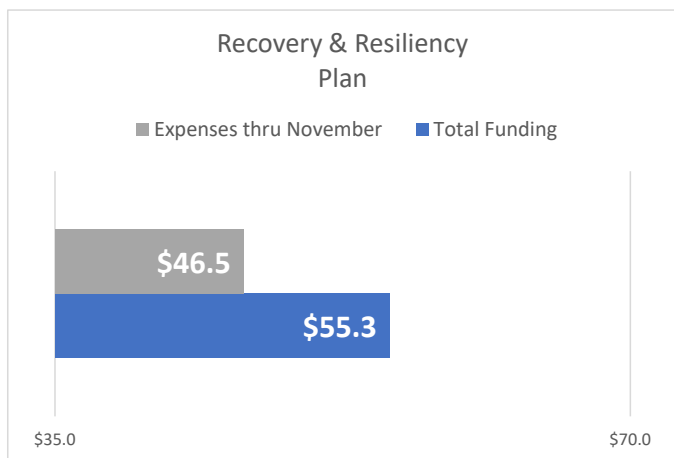


Months Remaining to Spend \$27.8 Million

**25\* Months**

\*Vaccine Grant thru June 2024

### Recovery & Resiliency Plan - Workforce Development



Months Remaining to Spend \$4.5 Million

**16\* Months**

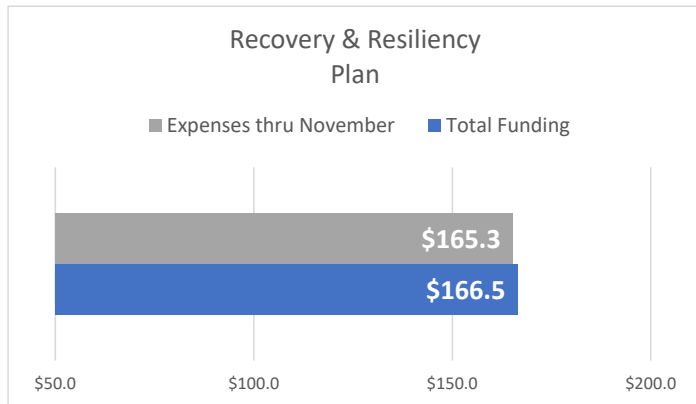
\*Participants enrolled by December 2021 may be served through September 2023.

# COVID-19 Emergency & Recovery & Resiliency Plan

## Spending Plan by Program

City of San Antonio

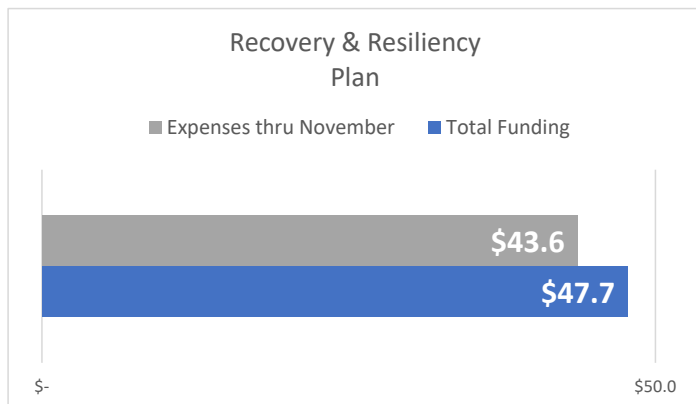
### Recovery & Resiliency Plan - Housing Security EHAP Ph 1-4



Months Remaining to Spend \$1.2 Million

**0 Months**

### Recovery & Resiliency Plan - Housing Security

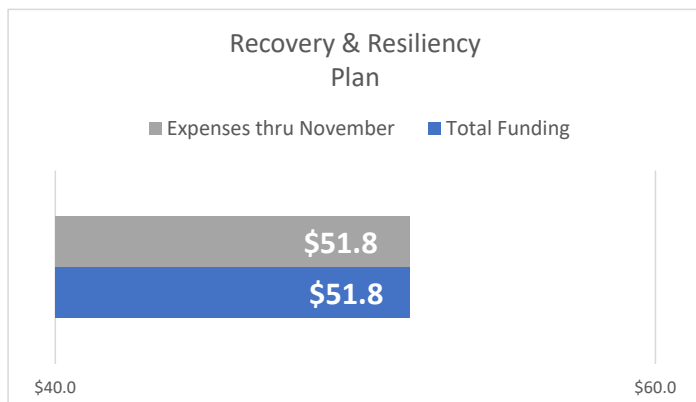


Months Remaining to Spend \$4.1 Million

**4\* Months**

\*Utilize FEMA Grant first to extend ESG  
Homeless Sheltering is covered through September 2023

### Recovery & Resiliency Plan - Small Business



Months Remaining to Spend \$0 Million

**0 Months**

# COVID-19 Emergency & Recovery & Resiliency Plan

## Spending Plan by Program

City of San Antonio

### Recovery & Resiliency Plan - Digital Inclusion

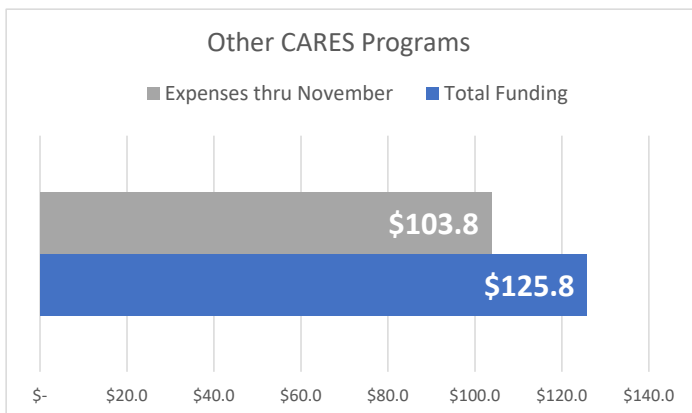


Months Remaining to Spend \$1.8 Million

**0 Months**

Program complete and final invoices paid in October.

### Other CARES Programs



Months Remaining to Spend \$22 Million

**28\* Months**

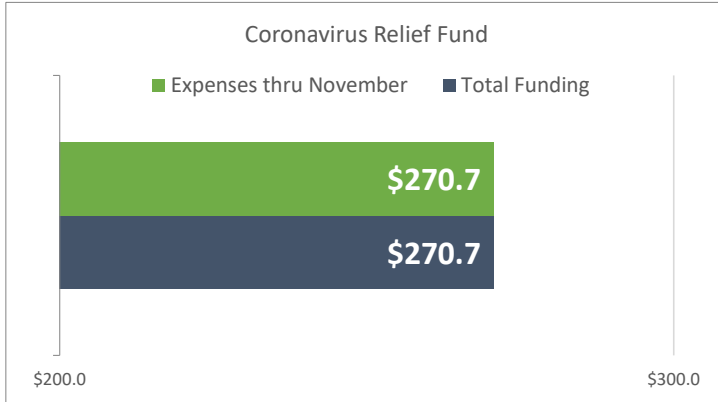
\* Varies by grant: Airport through September 2024.

# COVID-19 Emergency & Recovery & Resiliency Plan

## Spending Plans by Funding Source

City of San Antonio

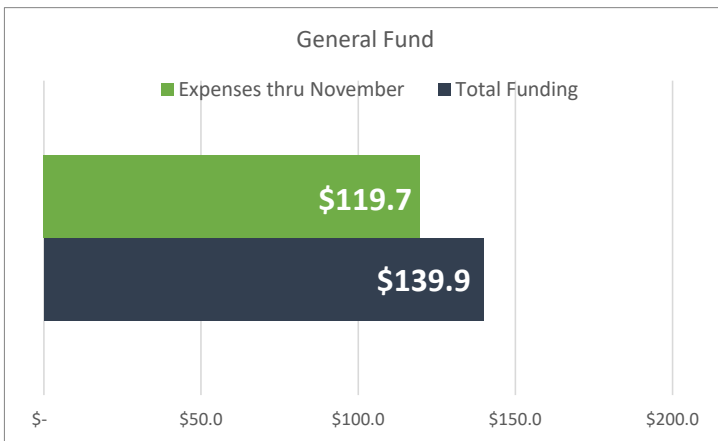
### Coronavirus Relief Fund - \$ in Millions



Months Remaining to Spend \$0 Million

**0 Months**

### General Fund



Months Remaining to Spend \$20.3 Million

**10\* Months**

Notes:

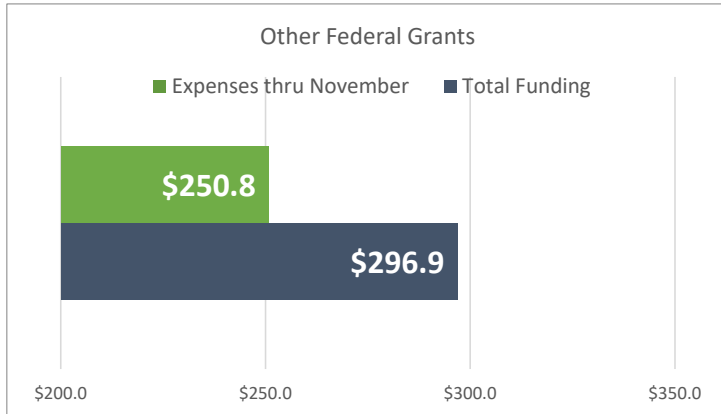
1) Workforce Development budget planned through FY21 - participants enrolled by December 2021 may be served through September 2023.

# COVID-19 Emergency & Recovery & Resiliency Plan

## Spending Plans by Funding Source

City of San Antonio

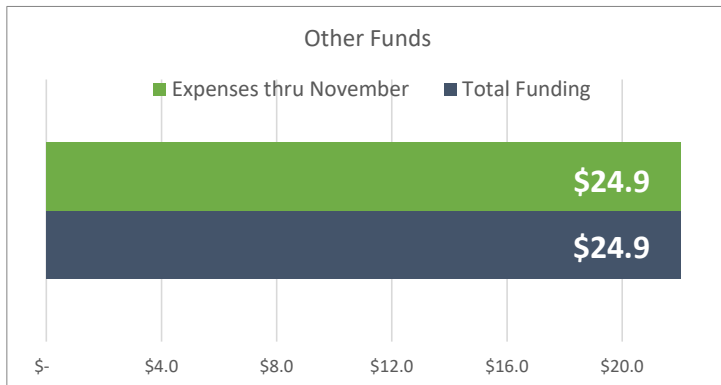
### Other Federal Grants



Months Remaining to Spend \$46.1 Million

**28\* Months**

### Other Funds (TIRZ, SA Housing Trust, Bexar Country Agreement, Donations)



Months Remaining to Spend \$0 Million

**0 Months**