

# COVID-19 Emergency Response and Recovery & Resiliency Plan



---

Financial Report  
April 2023

Prepared by the Finance Department

# COVID-19 Recovery & Resiliency Plan

## April 2023 Financial Report

### TABLE OF CONTENTS

<u>Title</u>	<u>Page</u>
Summary of Revenues & Expenses	1
Emergency Response	2
Health Implementation Plan	3
Recovery & Resiliency Plan	4
Other Programs	5
Variance Explanations	6
Spending Plans	7 - 11

All financial data is from the City's financial management system. This is an unaudited financial report.

# COVID-19 Emergency Response and Recovery & Resiliency Plan

April 2023 Financial Report

City of San Antonio

	Revised Budget	Plan thru April	Actuals thru April	Variance	% Spent
<b>REVENUES BY FUNDING SOURCE</b>					
1 Coronavirus Relief Fund (CRF)	\$ 269,983,717	\$ 269,983,717	\$ 269,983,717	\$ -	100%
CRF Program Income	1,569,311	1,569,311	1,800,489	231,178	115%
General Fund	138,327,575	138,327,575	138,327,575	-	100%
TIRZ	4,036,233	4,036,233	4,036,233	-	100%
San Antonio Housing Trust	6,000,000	6,000,000	6,000,000	-	100%
FEMA Reimbursement	17,897,964	17,897,964	17,897,964	-	100%
Bexar County Emergency Housing Agreement	14,617,196	14,617,196	14,565,252	(51,944)	100%
Other Federal Grants	276,090,380	241,791,408	241,455,178	(336,230)	87%
Donations	242,283	242,283	242,283	-	100%
<b>Total Resources</b>	<b>\$ 728,764,659</b>	<b>\$ 694,465,687</b>	<b>\$ 694,308,691</b>	<b>\$ (156,996)</b>	<b>95%</b>
<b>EXPENSES BY PROGRAM</b>					
<b>Emergency Response</b>					
Eligible Payroll, Protective Equipment & Supplies	\$ 175,459,168	\$ 175,459,168	\$ 175,459,168	\$ -	100%
<b>Health Implementation Plan</b>					
Metro Health	\$ 27,704,411	\$ 27,704,411	\$ 27,704,411	\$ -	100%
Fire	5,332,360	5,332,360	5,332,360	-	100%
COVID-19 Vaccinations	37,718,468	24,565,458	24,526,616	38,842	65%
<b>Sub-total</b>	<b>\$ 70,755,239</b>	<b>\$ 57,602,229</b>	<b>\$ 57,563,387</b>	<b>\$ 38,842</b>	<b>81%</b>
<b>Recovery &amp; Resiliency</b>					
2 Workforce Development	\$ 50,009,380	\$ 48,479,309	\$ 47,796,194	\$ 683,115	96%
Housing Security EHAP Ph 1-4	166,503,593	166,503,593	166,503,593	-	100%
Housing Security (not including EHAP)	47,305,889	44,818,644	44,801,603	17,041	95%
Small Business	51,814,585	51,814,585	51,814,585	-	100%
Digital Inclusion	17,080,697	17,080,697	17,080,325	372	100%
<b>Sub-total</b>	<b>\$ 332,714,144</b>	<b>\$ 328,696,828</b>	<b>\$ 327,996,300</b>	<b>\$ 700,528</b>	<b>99%</b>
<b>Other CARES/CRRSA Programs</b>					
Airport	\$ 55,128,694	\$ 47,373,742	\$ 47,133,911	\$ 239,831	85%
Child Care Services Program	41,986,044	41,986,044	41,986,044	-	100%
Public Safety	4,829,804	4,829,804	4,829,804	-	100%
Head Start and Early Head Start	3,957,229	3,454,800	3,527,711	(72,911)	89%
Senior Nutrition	1,323,060	1,323,060	1,323,060	-	100%
Health	19,265,752	11,234,311	11,152,488	81,823	58%
Other	291,526	291,526	291,526	-	100%
<b>Sub-total</b>	<b>\$ 126,782,109</b>	<b>\$ 110,493,287</b>	<b>\$ 110,244,544</b>	<b>\$ 248,743</b>	<b>87%</b>
<b>SA Forward (Transfer to General Fund)</b>	<b>\$ 15,413,545</b>	<b>\$ 15,413,545</b>	<b>\$ 15,413,545</b>	<b>\$ -</b>	<b>100%</b>
<b>Community Safety Programs (Transfer to General Fund)</b>	<b>\$ 3,509,476</b>	<b>\$ 3,509,476</b>	<b>\$ 3,509,476</b>	<b>\$ -</b>	<b>100%</b>
<b>Reserve for FEMA Reimbursement</b>	<b>\$ 4,130,978</b>	<b>\$ -</b>	<b>\$ -</b>	<b>\$ -</b>	<b>0%</b>
<b>Total Expenditures</b>	<b>\$ 728,764,659</b>	<b>\$ 691,174,533</b>	<b>\$ 690,186,420</b>	<b>\$ 988,113</b>	<b>95%</b>

# COVID-19 Emergency Response and Recovery & Resiliency Plan

April 2023 Financial Report

City of San Antonio

	Revised Budget	Plan thru April	Actuals thru April	Variance	% Spent
<b>EMERGENCY RESPONSE</b>					
<b>Eligible Payroll</b>					
Fire Payroll	\$ 143,403,064	\$ 143,403,064	\$ 143,403,064	\$ -	100%
Health Payroll	3,633,560	3,633,560	3,633,560	-	100%
Police Payroll	2,419,263	2,419,263	2,419,263	-	100%
All Other Departments	12,424,775	12,424,775	12,424,775	-	100%
<b>City PPE &amp; Supplies</b>	9,830,521	9,830,521	9,830,521	-	100%
<b>EOC Operations &amp; Isolation Units</b>	2,338,480	2,338,480	2,338,480	-	100%
<b>Solid Waste Excess Tonnage</b>	1,409,505	1,409,505	1,409,505	-	100%
<b>Total City Emergency Response</b>	<b>\$ 175,459,168</b>	<b>\$ 175,459,168</b>	<b>\$ 175,459,168</b>	<b>\$ -</b>	<b>100%</b>

# COVID-19 Emergency Response and Recovery & Resiliency Plan

April 2023 Financial Report

City of San Antonio

	Revised Budget	Plan thru April	Actuals thru April	Variance	% Spent
--	----------------	-----------------	--------------------	----------	---------

## HEALTH IMPLEMENTATION PLAN

### Metro Health Department

COVID-19 Project Management	\$ 4,633,772	\$ 4,633,772	\$ 4,633,772	\$ -	100%
COVID-19 Testing Task Force	9,177,603	9,177,603	9,177,603	-	100%
COVID-19 Main COVID Hotline	62,411	62,411	62,411	-	100%
COVID-19 Media Relations & Communication	2,339,604	2,339,604	2,339,604	-	100%
COVID-19 Community Health & Prevention	403,092	403,092	403,092	-	100%
COVID-19 Data Management	603,093	603,093	603,093	-	100%
COVID-19 COVID Case Investigation Team	8,152,169	8,152,169	8,152,169	-	100%
COVID-19 Contact Tracing	789,332	789,332	789,332	-	100%
COVID-19 Congregate Settings	807,438	807,438	807,438	-	100%
COVID-19 Provider Hotline	47,624	47,624	47,624	-	100%
COVID-19 Provider Relations & Epi Hotline	105,839	105,839	105,839	-	100%
COVID-19 PHEP Support	138,129	138,129	138,129	-	100%
COVID-19 Research	434,128	434,128	434,128	-	100%
COVID-19 Mass Vaccination Clinic	10,177	10,177	10,177	-	100%
<b>Total</b>	<b>\$ 27,704,411</b>	<b>\$ 27,704,411</b>	<b>\$ 27,704,411</b>	<b>\$ -</b>	<b>100%</b>

## HEALTH IMPLEMENTATION PLAN

### Fire Department

Decontamination Equipment	\$ 76,880	\$ 76,880	\$ 76,880	\$ -	100%
Fire & EMS Vehicle Equipment	300,853	300,853	300,853	-	100%
MIH Equipment	300,051	300,051	300,051	-	100%
MIH Medications	1,087	1,087	1,087	-	100%
Protective Personnel Equipment	301,305	301,305	301,305	-	100%
SAFD First Responder Payroll	3,737,838	3,737,838	3,737,838	-	100%
Testing Mobile Unit	614,346	614,346	614,346	-	100%
<b>Total</b>	<b>\$ 5,332,360</b>	<b>\$ 5,332,360</b>	<b>\$ 5,332,360</b>	<b>\$ -</b>	<b>100%</b>

## COVID-19 VACCINATION PLAN

### Fire & Metro Health Department

COVID-19 Mass Vaccinations	\$ 11,020,835	\$ 11,020,835	\$ 11,020,835	\$ -	100%
Mobile Vaccinations	25,308,935	12,155,925	12,117,083	38,842	48%
Homebound Vaccinations	1,388,698	1,388,698	1,388,698	-	100%
<b>Total</b>	<b>\$ 37,718,468</b>	<b>\$ 24,565,458</b>	<b>\$ 24,526,616</b>	<b>\$ 38,842</b>	<b>65%</b>

## SA Forward

### Metro Health Department

City Tower 5th Floor Build Out	\$ 5,897,583	\$ 5,897,583	\$ 5,897,583	\$ -	100%
SA Forward Year 1 (Transfer to General Fund)	1,624,910	1,624,910	1,624,910	-	100%
SA Forward (Transfer to General Fund)	7,891,052	7,891,052	7,891,052	-	100%
<b>Total</b>	<b>\$ 15,413,545</b>	<b>\$ 15,413,545</b>	<b>\$ 15,413,545</b>	<b>\$ -</b>	<b>100%</b>

# COVID-19 Emergency Response and Recovery & Resiliency Plan

April 2023 Financial Report

City of San Antonio

	Revised Budget	Plan thru April	Actuals thru April	Variance	% Spent
--	----------------	-----------------	--------------------	----------	---------

## WORKFORCE DEVELOPMENT

WF Dev Training & Development	\$ 49,808,736	\$ 48,278,665	\$ 47,595,550	\$ 683,115	96%
WF Dev Childcare	200,644	200,644	200,644	-	100%
<b>Total</b>	<b>\$ 50,009,380</b>	<b>\$ 48,479,309</b>	<b>\$ 47,796,194</b>	<b>\$ 683,115</b>	<b>96%</b>

## HOUSING SECURITY

Housing Sec Domestic Violence	\$ 2,467,318	\$ 2,467,318	\$ 2,467,318	\$ -	100%
Housing Sec Fam Ind Initiative	3,967,514	3,967,514	3,967,514	-	100%
Housing Sec Fin Recovery Hub	3,518,587	3,518,587	3,518,587	-	100%
Housing Sec D2D Engagement	117,745	117,745	117,745	-	100%
Housing Sec Homeless Shelter	35,274,565	32,787,320	32,805,266	(17,946)	93%
Housing Sec COVID Migrant Operation	13,198	13,198	13,198	-	100%
Emergency Housing Assistance (Ph1 to 4)	166,503,593	166,503,593	166,503,593	-	100%
Housing Sec Rec Resource Center	187,563	187,563	187,563	-	100%
Housing Sec Right to Counsel	747,620	747,620	712,633	34,987	95%
Housing Sec Utility Assistance	411,779	411,779	411,779	-	100%
Housing Sec TX Eviction Diversion Program	600,000	600,000	600,000	-	100%
<b>Total</b>	<b>\$ 213,809,482</b>	<b>\$ 211,322,237</b>	<b>\$ 211,305,196</b>	<b>\$ 17,041</b>	<b>99%</b>

## SMALL BUSINESS

Small Biz Microbiz Support	\$ 32,000,000	\$ 32,000,000	\$ 32,000,000	\$ -	100%
Small Biz Hospitality Grants	13,936,743	13,936,743	13,936,743	-	100%
Small Biz D2D Engagement	922,958	922,958	922,958	-	100%
Small Biz Prot Equip & Sanitizer	1,927,811	1,927,811	1,927,811	-	100%
Small Biz Fin Recovery Hub	200,000	200,000	200,000	-	100%
Small Biz Job Training	220,915	220,915	220,915	-	100%
Small Biz Arts Support	2,606,158	2,606,158	2,606,158	-	100%
<b>Total</b>	<b>\$ 51,814,585</b>	<b>\$ 51,814,585</b>	<b>\$ 51,814,585</b>	<b>\$ -</b>	<b>100%</b>

## DIGITAL INCLUSION

Dig Inc Core Inf & Fiber Connections	\$ 743,456	\$ 743,456	\$ 743,456	\$ -	100%
Dig Inc Network Access & Wireless Mesh	12,725,067	12,725,067	12,724,800	267	100%
Dig Inc Student Home Connection	3,338,802	3,338,802	3,338,697	105	100%
Dig Inc Recovery Portal	273,372	273,372	273,372	-	100%
<b>Total</b>	<b>\$ 17,080,697</b>	<b>\$ 17,080,697</b>	<b>\$ 17,080,325</b>	<b>\$ 372</b>	<b>100%</b>

# COVID-19 Emergency Response and Recovery & Resiliency Plan

April 2023 Financial Report

City of San Antonio

	Revised Budget	Plan thru April	Actuals thru April	Variance	% Spent
<b>AIRPORT</b>					
CARES Act Airports - Operating	\$ 39,708,109	\$ 32,953,255	\$ 32,695,207	\$ 258,048	82%
CARES Act Airports - Capital	4,165,607	3,195,509	3,213,726	(18,217)	77%
CARES Act Airports - Stinson	30,000	-	-	-	0%
CRRSA Aviation - Operating	10,092,025	10,092,025	10,092,025	-	100%
CRRSA Aviation - Stinson	57,162	57,162	57,162	-	100%
CRRSA Aviation - Concessions	1,075,791	1,075,791	1,075,791	-	100%
<b>Total</b>	<b>\$ 55,128,694</b>	<b>\$ 47,373,742</b>	<b>\$ 47,133,911</b>	<b>\$ 239,831</b>	<b>85%</b>
<b>CHILD CARE AND DEVELOPMENT BLOCK GRANT</b>					
Child Care and Development Block Grant 2021	\$ 27,326,312	\$ 27,326,312	\$ 27,326,312	\$ -	100%
Child Care and Development Block Grant 2022	14,659,732	14,659,732	14,659,732	-	100%
<b>Total</b>	<b>\$ 41,986,044</b>	<b>\$ 41,986,044</b>	<b>\$ 41,986,044</b>	<b>\$ -</b>	<b>100%</b>
<b>PUBLIC SAFETY</b>					
Public Safety - Byrne JAG	\$ 1,646,249	\$ 1,646,249	\$ 1,646,249	\$ -	100%
EMS - Relief Fund for Healthcare Providers	148,707	148,707	148,707	-	100%
Coronavirus Emergency Supplemental Funding Program	2,688,293	2,688,293	2,688,293	-	100%
Assistance to Firefighters - COVID-19 Supplemental	346,555	346,555	346,555	-	100%
<b>Total</b>	<b>\$ 4,829,804</b>	<b>\$ 4,829,804</b>	<b>\$ 4,829,804</b>	<b>\$ -</b>	<b>100%</b>
<b>HEAD START &amp; EARLY HEAD START</b>					
Head Start 20-21 COVID-19	\$ 2,050,788	\$ 2,050,788	\$ 2,050,788	\$ -	100%
Head Start 21-23 COVID-19	1,010,960	508,531	581,442	(72,911)	58%
Head Start 22-23 COVID-19 Carryforward	590,027	590,027	590,027	-	100%
Early Head Start-CCP 19-20 COVID-19	189,822	189,822	189,822	-	100%
Early Head Start 22-23 COVID-19 Carryforward	19,813	19,813	19,813	-	100%
Early Head Start 20-21	95,819	95,819	95,819	-	100%
<b>Total</b>	<b>\$ 3,957,229</b>	<b>\$ 3,454,800</b>	<b>\$ 3,527,711</b>	<b>\$ (72,911)</b>	<b>89%</b>
<b>SENIOR NUTRITION GRANT</b>					
FFCRA Senior Nutrition 19-20	\$ 437,060	\$ 437,060	\$ 437,060	\$ -	100%
Senior Nutrition Program-CARES	886,000	886,000	886,000	-	100%
<b>Total</b>	<b>\$ 1,323,060</b>	<b>\$ 1,323,060</b>	<b>\$ 1,323,060</b>	<b>\$ -</b>	<b>100%</b>
<b>HEALTH GRANTS</b>					
Health COVID-19 Epi & Laboratory Grant	\$ 4,276,776	\$ 2,408,269	\$ 2,476,484	\$ (68,215)	58%
Health COVID-19 Immunization Grant	617,269	494,906	494,906	-	80%
Health COVID-19 Immunization Grant	929,009	737,388	672,986	64,402	72%
Community Health Workers HUB	7,200,000	3,632,233	3,533,355	98,878	49%
COVID-19 Health Literacy	3,999,933	1,810,824	1,843,989	(33,165)	46%
FEMA - Testing	293,303	293,303	293,303	-	100%
Racial and Ethnic Approaches to Community Health (REACH)	193,825	193,825	193,825	-	100%
REACH Supplemental	629,640	537,566	517,643	19,923	82%
FEMA - Regional Infusion Center	1,125,997	1,125,997	1,125,997	-	100%
<b>Total</b>	<b>\$ 19,265,752</b>	<b>\$ 11,234,311</b>	<b>\$ 11,152,488</b>	<b>\$ 81,823</b>	<b>58%</b>
<b>OTHER GRANTS</b>					
FY 2020 CSBG Program Supplemental	\$ 105,026	\$ 105,026	\$ 105,026	\$ -	100%
Other - Texas State Library Archives	50,000	50,000	50,000	-	100%
Other - Cities for Financial Empowerment	80,000	80,000	80,000	-	100%
Other - San Antonio Area Foundation COVID Grant	50,000	50,000	50,000	-	100%
Other - Humanities Texas Relief Grant	5,000	5,000	5,000	-	100%
Other - SABCC Donation to COVID-19 Response	1,500	1,500	1,500	-	100%
<b>Total</b>	<b>\$ 291,526</b>	<b>\$ 291,526</b>	<b>\$ 291,526</b>	<b>\$ -</b>	<b>100%</b>

# COVID-19 Emergency Response and Recovery & Resiliency Plan

April 2023 Financial Report

City of San Antonio

## Variance Explanations

- 1 The favorable variance is due to additional interest earned from January through April 2023.
- 2 Favorable variance is due to Workforce Development programs having fewer participants than projected. A total of 2,415 participants have completed the program and received a job, 5,568 have enrolled, and 101 participants received child care subsidies.

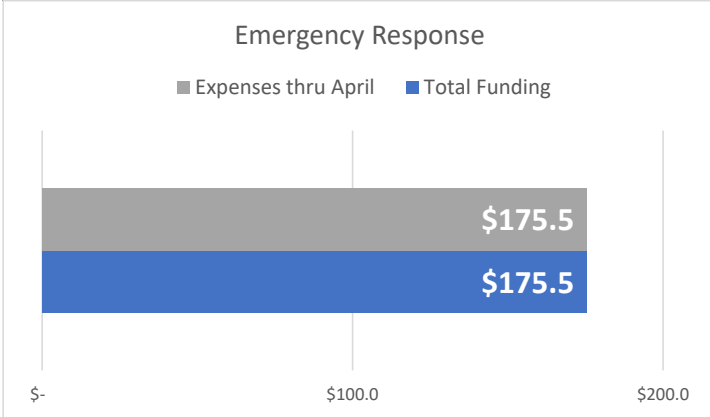


# COVID-19 Emergency Response and Recovery & Resiliency Plan

## Spending Plan by Program

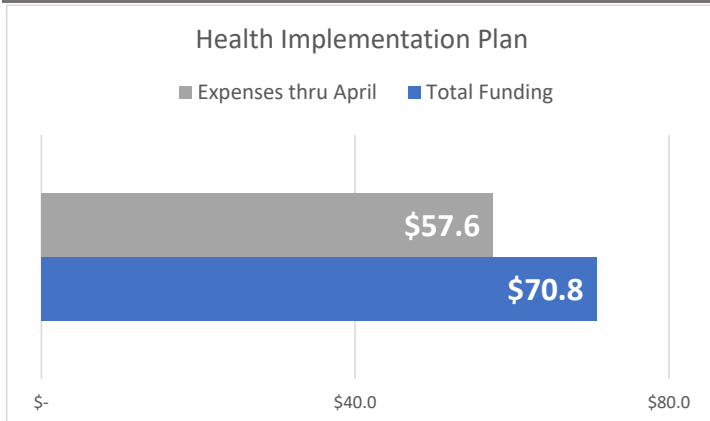
City of San Antonio

### Emergency Response



**Program Complete**

### Health Implementation Plan



Months Remaining to Spend \$13.2 Million

**26\* Months**

\*Vaccine Grant through June 2025

### Recovery & Resiliency Plan - Workforce Development



Months Remaining to Spend \$2.2 Million

**5\* Months**

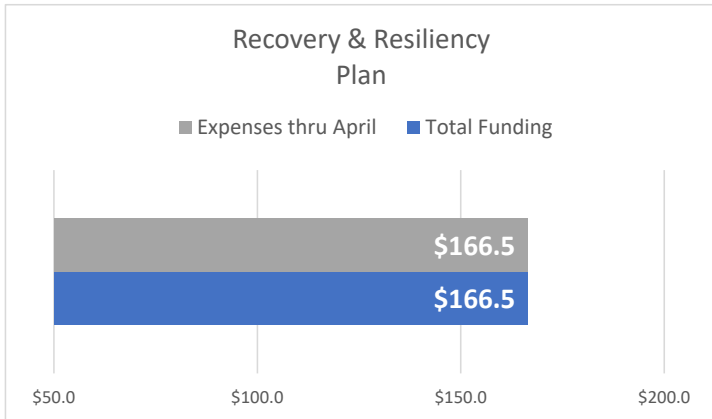
\*Remaining contract with Project QUEST is active though September 2023

# COVID-19 Emergency Response and Recovery & Resiliency Plan

## Spending Plan by Program

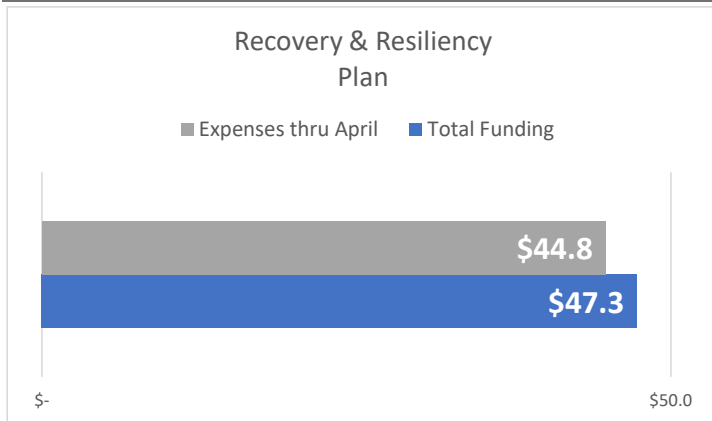
City of San Antonio

### Recovery & Resiliency Plan - Housing Security EHAP Ph 1-4



**Program Complete**

### Recovery & Resiliency Plan - Housing Security

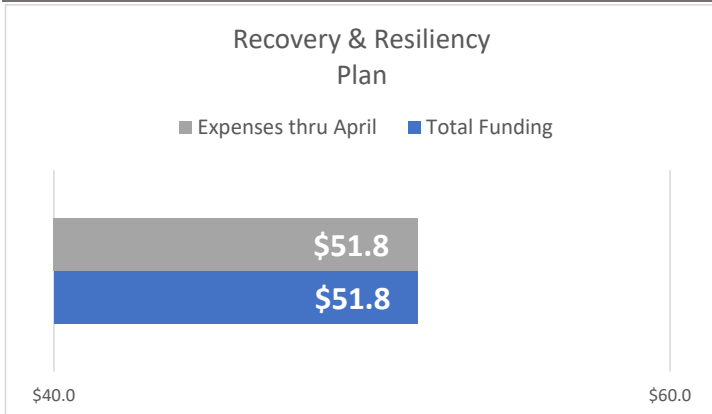


**Months Remaining to Spend \$2.5 Million**

**5\* Months**

\*Homeless Sheltering is covered through September 2023

### Recovery & Resiliency Plan - Small Business



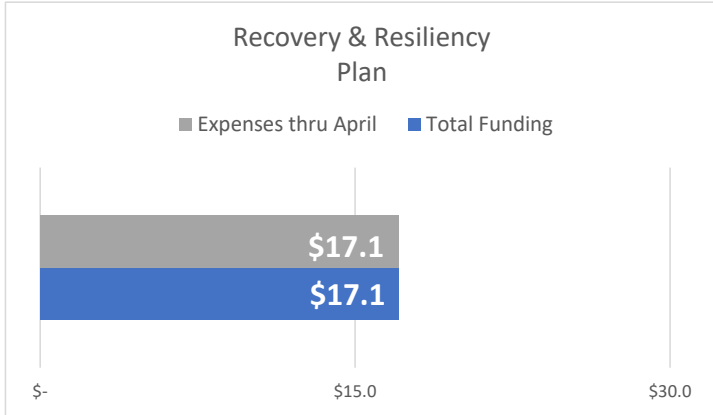
**Program Complete**

# COVID-19 Emergency Response and Recovery & Resiliency Plan

## Spending Plan by Program

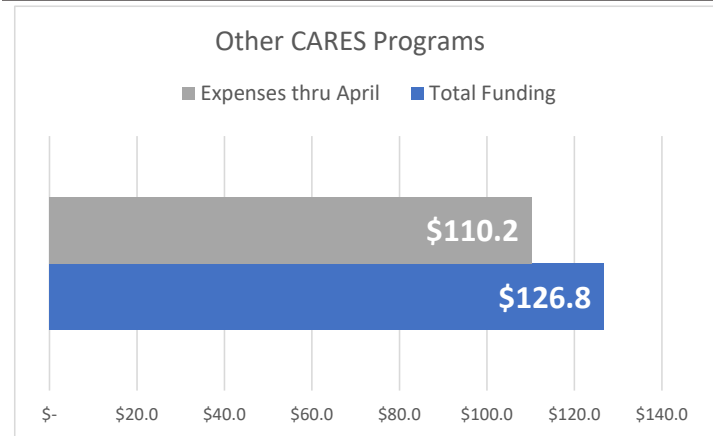
City of San Antonio

### Recovery & Resiliency Plan - Digital Inclusion



**Program Complete**

### Other CARES Programs



**Months Remaining to Spend \$16.5 Million**

**8\* Months**

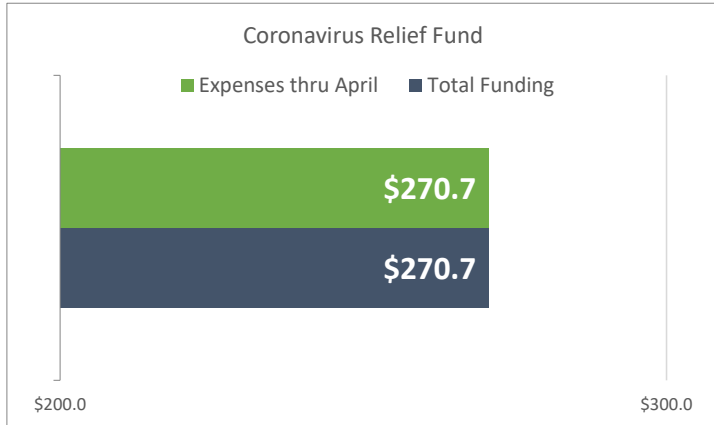
\* Varies by grant: Airport through December 2023

# COVID-19 Emergency Response and Recovery & Resiliency Plan

## Spending Plans by Funding Source

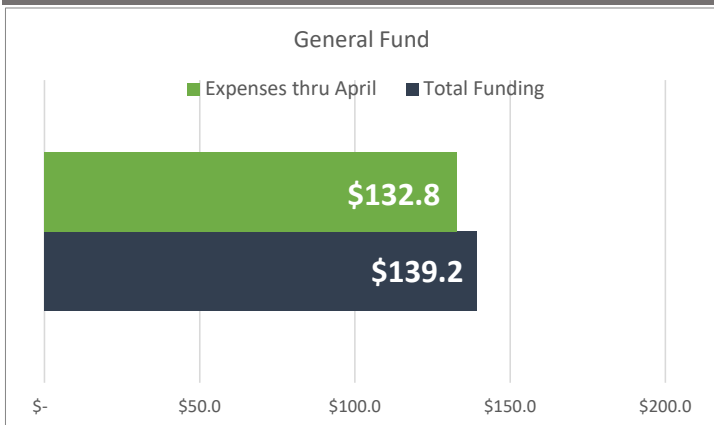
City of San Antonio

### Coronavirus Relief Fund - \$ in Millions



**Program Complete**

### General Fund



**Months Remaining to Spend \$6.3 Million**

**5\* Months**

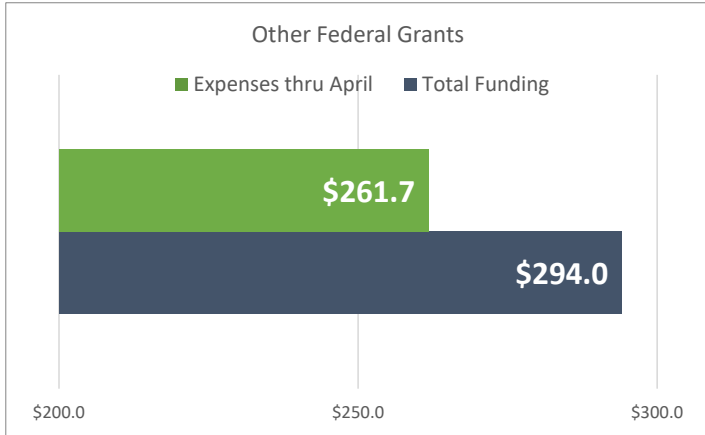
\*Workforce Development remaining contract with Project QUEST is active through September 2023

# COVID-19 Emergency Response and Recovery & Resiliency Plan

## Spending Plans by Funding Source

City of San Antonio

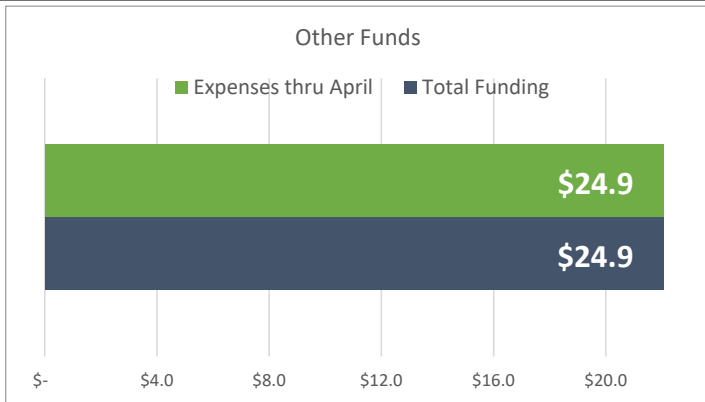
### Other Federal Grants



Months Remaining to Spend \$32.2 Million

**17\* Months**

### Public Safety Grants



**Program Complete**